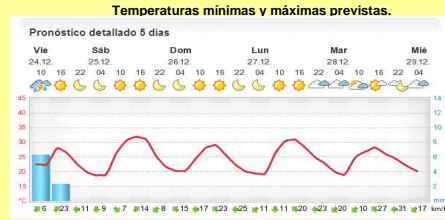
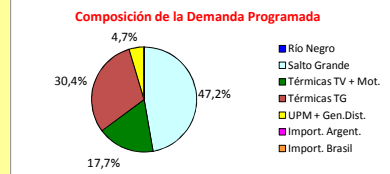
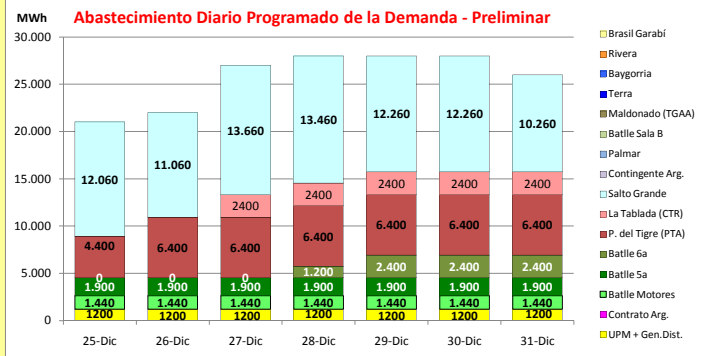




INFORME de PROGRAMACION SEMANAL

ABASTECIMIENTO PROGRAMADO DE LA DEMANDA DEL S.I.N. PARA TODA LA SEMANA Y PRONÓSTICO DE TEMPERATURA

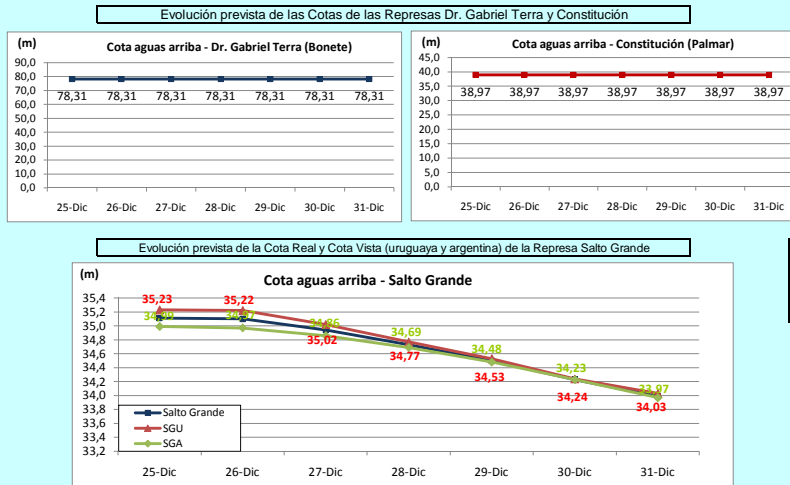
SEMANA 52 - 2010



Demanda S.I.N. Programada (total semanal): **180.000 MWh**

| Generación Térmica (MWh) | Por Central | 25-Dic | 26-Dic | 27-Dic | 28-Dic | 29-Dic | 30-Dic | 31-Dic |
|------------------------------------|--------------------|---------------|---------------|---------------|---------------|---------------|---------------|---------------|
| Central Battle | 31.780 | | | | | | | |
| • Sala B | | 0 | 0 | 0 | 0 | 0 | 0 | 0 |
| • 5a | | 1.900 | 1.900 | 1.900 | 1.900 | 1.900 | 1.900 | 1.900 |
| • 6a | | 0 | 0 | 0 | 1.200 | 2.400 | 2.400 | 2.400 |
| • Motores | | 1.440 | 1.440 | 1.440 | 1.440 | 1.440 | 1.440 | 1.440 |
| Central La Tablada | 12.000 | 0 | 0 | 2.400 | 2.400 | 2.400 | 2.400 | 2.400 |
| Central P. del Tigre | 42.800 | 4.400 | 6.400 | 6.400 | 6.400 | 6.400 | 6.400 | 6.400 |
| Central Maldonado | 0 | 0 | 0 | 0 | 0 | 0 | 0 | 0 |
| Grupos Diesel | 0 | 0 | 0 | 0 | 0 | 0 | 0 | 0 |
| Generación Hidráulica (MWh) | Por Central | | | | | | | |
| C.G. Terra | 0 | 0 | 0 | 0 | 0 | 0 | 0 | 0 |
| C. Baygorria | 0 | 0 | 0 | 0 | 0 | 0 | 0 | 0 |
| C. Palmar | 0 | 0 | 0 | 0 | 0 | 0 | 0 | 0 |
| C. Salto Grande | 85.020 | 12.060 | 11.060 | 13.660 | 13.460 | 12.260 | 12.260 | 10.260 |
| Importación (MWh) | Por País | | | | | | | |
| Argentina | 0 | 0 | 0 | 0 | 0 | 0 | 0 | 0 |
| • Cemsa | | 0 | 0 | 0 | 0 | 0 | 0 | 0 |
| • Contingente | | 0 | 0 | 0 | 0 | 0 | 0 | 0 |
| Brasil | 0 | 0 | 0 | 0 | 0 | 0 | 0 | 0 |
| • Rivera | | 0 | 0 | 0 | 0 | 0 | 0 | 0 |
| • SADI | | 0 | 0 | 0 | 0 | 0 | 0 | 0 |
| Otros Generadores (MWh) | | | | | | | | |
| UPM + Gen. Distribuida | 8.400 | 1.200 | 1.200 | 1.200 | 1.200 | 1.200 | 1.200 | 1.200 |
| TOTAL S.I.N. (MWh) | 180.000 | 21.000 | 22.000 | 27.000 | 28.000 | 28.000 | 28.000 | 26.000 |
| Exportación (MWh) | | | | | | | | |
| Argentina / Brasil | 0 | 0 | 0 | 0 | 0 | 0 | 0 | 0 |

EVOLUCION PROGRAMADA de los EMBALSES (Dr.G.Terra, Constitución y Salto Grande)



| Represa | Cota Inicial m | Cota Final m |
|-----------|----------------|--------------|
| Terra | 78,32 | 78,31 |
| Baygorria | 53,66 | 53,67 |
| Palmar | 38,97 | 38,97 |
| SGU | 35,19 | 34,03 |

| Valores de Referencia (operación normal) | | |
|--|------------|------------|
| Represa | Cota Min m | Cota Max m |
| Terra | 70,00 | 80,70 |
| Baygorria | 53,00 | 54,50 |
| Palmar | 36,00 | 40,00 |
| Salto Grande | 30,00 | 35,00 |

| Valores Promedio Semanales (previstos) | | | |
|--|----------------|--------------|--------------|
| Represa | Turbinado m3/s | Aportes m3/s | Vertido m3/s |
| Terra | 0 | 0 | 0 |
| Baygorria | 0 | 0 | 0 |
| Palmar | 0 | 0 | 0 |
| Salto Grande | 2.211 | 3.221 | 0 |

OBSERVACIONES

No existen pronósticos de lluvia de importancia. No se prevé despachar Terra (por su alto valor de agua) ni Baygorria. Salto Grande cerrará la demanda. Palmar se despacha por control de tensión.

DISPONIBILIDAD DE MAQUINAS

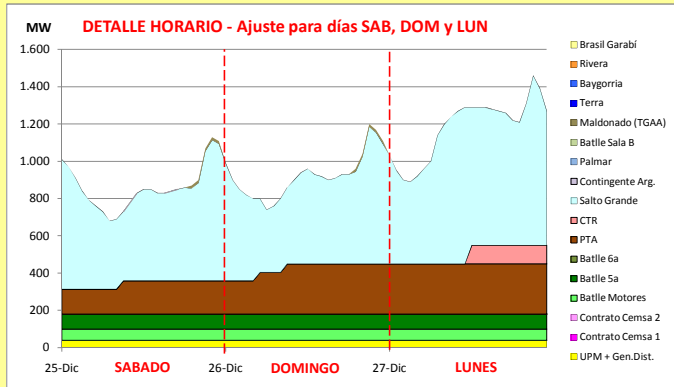
| | 25 | 01 | 08 | 15 | 22 | 29 | 05 | 12 | 19 | 26 | 02 | 09 | 16 | 23 | 30 | 07 |
|---------------|----|----|----|----|----|----|----|----|----|----|----|----|----|----|----|----|
| CB SalaB | 0 | 0 | 0 | 0 | 0 | 0 | 0 | 0 | 0 | 0 | 0 | 0 | 0 | 0 | 0 | 0 |
| CB 5a | 0 | 0 | 0 | 0 | 0 | 0 | 0 | 0 | 0 | 0 | 0 | 0 | 0 | 0 | 0 | 0 |
| CB 6a | 0 | 0 | 0 | 0 | 0 | 0 | 0 | 0 | 0 | 0 | 0 | 0 | 0 | 0 | 0 | 0 |
| Motores | 0 | 0 | 0 | 0 | 0 | 0 | 0 | 0 | 0 | 0 | 0 | 0 | 0 | 0 | 0 | 0 |
| CTR | 0 | 0 | 0 | 0 | 0 | 0 | 0 | 0 | 0 | 0 | 0 | 0 | 0 | 0 | 0 | 0 |
| PTA | 0 | 0 | 0 | 0 | 0 | 0 | 0 | 0 | 0 | 0 | 0 | 0 | 0 | 0 | 0 | 0 |
| Maldonado | 0 | 0 | 0 | 0 | 0 | 0 | 0 | 0 | 0 | 0 | 0 | 0 | 0 | 0 | 0 | 0 |
| Terra | 0 | 0 | 0 | 0 | 0 | 0 | 0 | 0 | 0 | 0 | 0 | 0 | 0 | 0 | 0 | 0 |
| Baygorria | 0 | 0 | 0 | 0 | 0 | 0 | 0 | 0 | 0 | 0 | 0 | 0 | 0 | 0 | 0 | 0 |
| Palmar | 0 | 0 | 0 | 0 | 0 | 0 | 0 | 0 | 0 | 0 | 0 | 0 | 0 | 0 | 0 | 0 |
| S. Grande Uy | 0 | 0 | 0 | 0 | 0 | 0 | 0 | 0 | 0 | 0 | 0 | 0 | 0 | 0 | 0 | 0 |
| Arg. Cem+Alb | 0 | 0 | 0 | 0 | 0 | 0 | 0 | 0 | 0 | 0 | 0 | 0 | 0 | 0 | 0 | 0 |
| Arg. Fuel Oil | 0 | 0 | 0 | 0 | 0 | 0 | 0 | 0 | 0 | 0 | 0 | 0 | 0 | 0 | 0 | 0 |
| Arg. Gas Oil | 0 | 0 | 0 | 0 | 0 | 0 | 0 | 0 | 0 | 0 | 0 | 0 | 0 | 0 | 0 | 0 |
| Bras. Rivera | 0 | 0 | 0 | 0 | 0 | 0 | 0 | 0 | 0 | 0 | 0 | 0 | 0 | 0 | 0 | 0 |
| Bras. Garabí | 0 | 0 | 0 | 0 | 0 | 0 | 0 | 0 | 0 | 0 | 0 | 0 | 0 | 0 | 0 | 0 |
| UPM+Gen.Dist. | 0 | 0 | 0 | 0 | 0 | 0 | 0 | 0 | 0 | 0 | 0 | 0 | 0 | 0 | 0 | 0 |

| | f. disp. fortuita | f. disp. semana | Unidad (MW) |
|---------------|-------------------|-----------------|-------------|
| CB SalaB | 0,65 | 0,00 | 48 |
| CB 5a | 0,7 | 1,00 | 75 |
| CB 6a | 0,70 | 0,57 | 120 |
| Motores | 0,85 | 0,75 | 10 |
| CTR | 0,9 | 0,50 | 100 |
| PTA | 0,71 | 1,15 | 48 |
| Maldonado | 0,50 | 1,00 | 15 |
| Terra | 0,99 | 0,93 | 37 |
| Baygorria | 0,99 | 0,93 | 33 |
| Palmar | 0,99 | 1,04 | 116 |
| S. Grande Uy | 0,99 | 1,00 | 135 |
| Arg. Cem+Alb | 0,00 | 0,00 | 336 |
| Arg. Fuel Oil | 1,00 | 3,00 | 300 |
| Arg. Gas Oil | 1,00 | 1,00 | 200 |
| Bras. Rivera | 0,90 | 0,86 | 70 |
| Bras. Garabí | 0,00 | 0,00 | 280 |
| UPM+Gen.Dist. | 0,90 | 1,00 | 37 |

Unidades disponibles: 0 (red), >0 y <1 (orange), 1 (yellow), 2 (light green), 3 (green), 4 (dark green), 5 (blue), 6 (dark blue), 7 (purple), 8 (black)

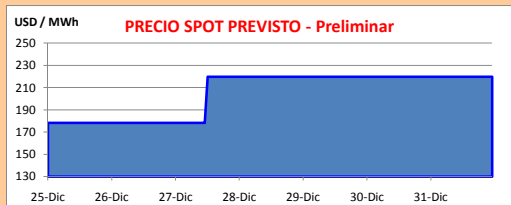
OBSERVACIONES

Se adelantan mant. progr. de S.Grande: U5 del 15/11 al 6/12, U3 de 3/1 a 27/2/2011, U4 de 21/02 a 01/05/2011. 6ta unidad de C. Battle estará indisponible para mantenimiento hasta día lunes. Mant. progr. 6a Unidad de C.Battle se pospondría para primavera del 2011, en Sala B del 27/9 al 17/01. Por trabajos en Scada en 5a C.Battle queda para 2011; se posterga mant. de 5 días previsto. PTA3 disponible desde el 24/11. PTA6 disponible (pendiente prueba con gas). Mant. progr. Weyerhaeuser (parada anual) del 17-27/1/2011. Central Motores del 8/10 al 18/5 mant. progr. 2 unidades x vez. Mant. mayor en CTR1 (23/8 a 15/1). Palmar unidad 3: su mantenimiento rutinario se posterga hasta el otoño. No se espera contar con importación de contratos de Argentina, si bien se prevee convocarlos.



| Generación Térmica (MWh) | Por Central | 25-Dic | 26-Dic | 27-Dic |
|------------------------------------|--------------------|---------------|---------------|---------------|
| Central Battle | 10.080 | | | |
| • Sala B | | 0 | 0 | 0 |
| • 5a | | 1.920 | 1.920 | 1.920 |
| • 6a | | 0 | 0 | 0 |
| • Motores | | 1.440 | 1.440 | 1.440 |
| Central La Tablada | 1.200 | 0 | 0 | 1.200 |
| Central P. del Tigre | 16.245 | 3.915 | 5.850 | 6.480 |
| Central Maldonado | 150 | 75 | 75 | 0 |
| Grupos Diesel | 0 | 0 | 0 | 0 |
| Generación Hidraulica (MWh) | Por Central | | | |
| C.G. Terra | 0 | 0 | 0 | 0 |
| C. Baygorria | 0 | 0 | 0 | 0 |
| C. Palmar | 0 | 0 | 0 | 0 |
| C. Salto Grande | 40.605 | 12.400 | 11.875 | 16.330 |
| Importación (MWh) | Por Pais | | | |
| Argentina | 0 | | | |
| • Cemsa | | 0 | 0 | 0 |
| • Contingente | | 0 | 0 | 0 |
| Brasil | 0 | | | |
| • Rivera | | 0 | 0 | 0 |
| • SADI | | 0 | 0 | 0 |
| Otros Generadores (MWh) | | | | |
| UPM + Gen. Distribuida | 2.880 | 960 | 960 | 960 |
| TOTAL S.I.N. (MWh) | 71.160 | 20.710 | 22.120 | 28.330 |
| Exportación (MWh) | | | | |
| • Exportación a Arg. | 0 | 0 | 0 | 0 |
| • Exportación a Brasil | 0 | 0 | 0 | 0 |

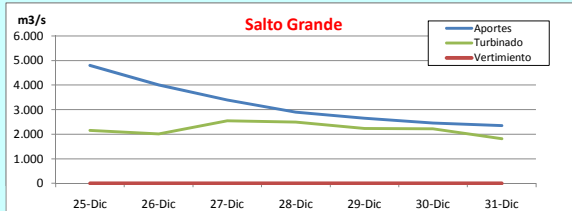
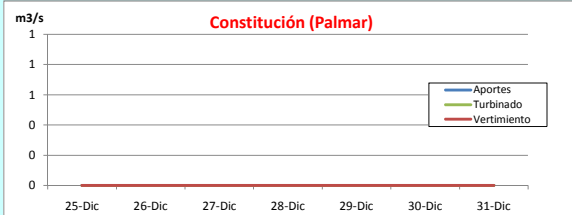
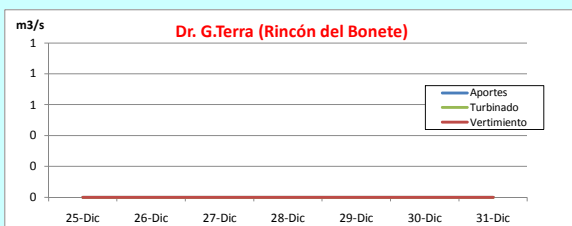
PRECIO SPOT PREVISTO



OBSERVACIONES

Se prevee despachar todo el termico disponible y cerrar demanda con Salto Grande. La 6ta estará en mantenimiento desde el sabado hasta lunes inclusive. Se prevee sea despachada a partir del martes. No se despacha CTR durante el fin de semana, debido a que Salto Grande continúa con cotas altas. No se prevee contar con los contratos de importación durante toda la semana

APORTES, TURBINADOS y VERTIEMENTOS PROGRAMADOS - DETALLE



PREVISION DE LLUVIAS

