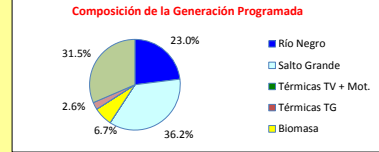
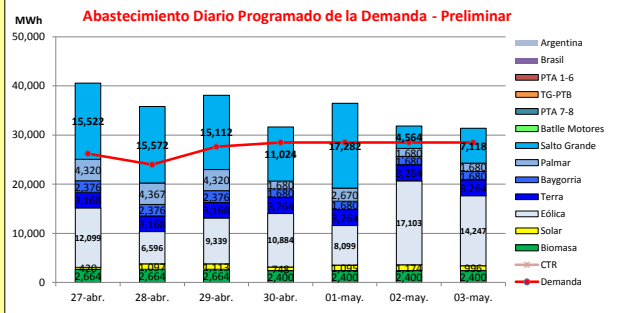




# INFORME de PROGRAMACION SEMANAL

ABASTECIMIENTO PROGRAMADO DE LA DEMANDA DEL S.I.N.

SEMANA 18 - 2019



Temperaturas mínimas y máximas previstas.

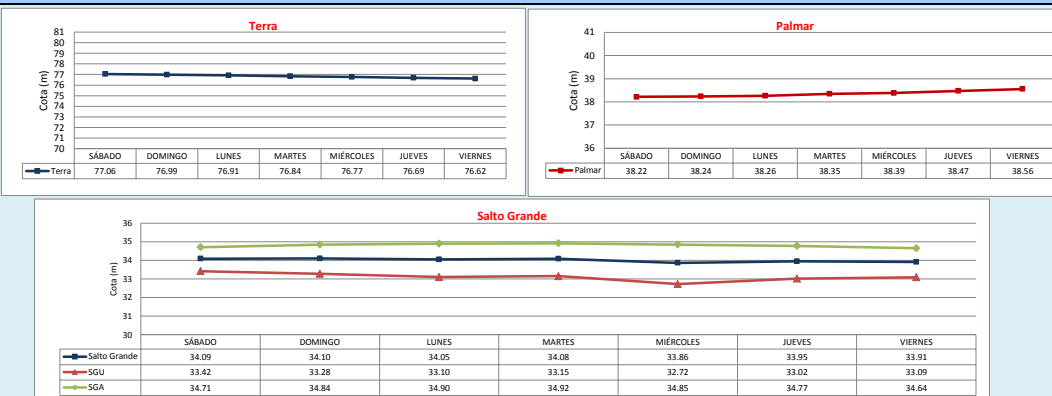


Demanda S.I.N. Programada (total semanal): **191,730 MWh**

Montevideo (Foreca)

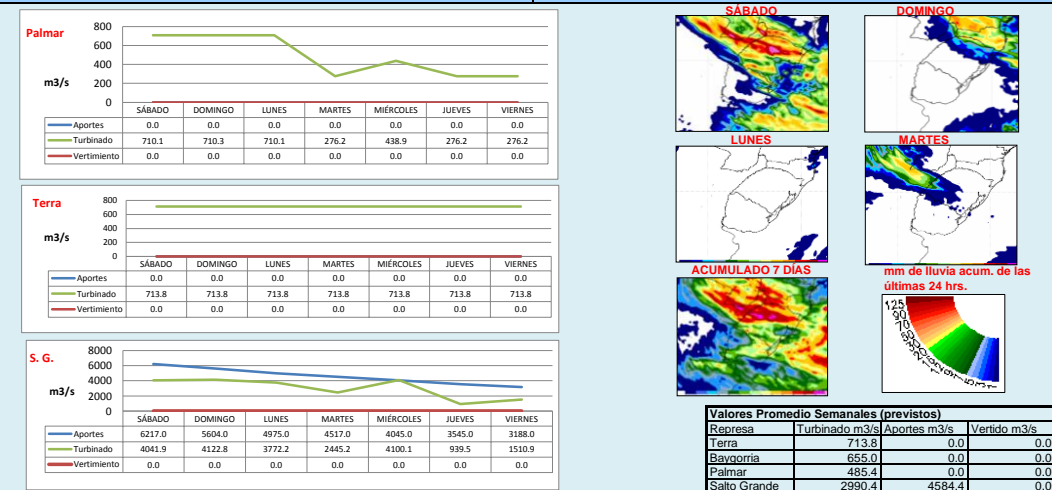
| Generación Térmica (MWh)     | Por Central    | 27-abr        | 28-abr        | 29-abr        | 30-abr        | 01-may        | 02-may        | 03-may        |
|------------------------------|----------------|---------------|---------------|---------------|---------------|---------------|---------------|---------------|
| Central Batlle               | 0              | 0             | 0             | 0             | 0             | 0             | 0             | 0             |
| + Motores                    | 0              | 0             | 0             | 0             | 0             | 0             | 0             | 0             |
| Central La Tablada           | 0              | 0             | 0             | 0             | 0             | 0             | 0             | 0             |
| Central P. del Tigre PTA 1-6 | 0              | 0             | 0             | 0             | 0             | 0             | 0             | 0             |
| Central P. del Tigre PTA 7-8 | 0              | 0             | 0             | 0             | 0             | 0             | 0             | 0             |
| Central P. del Tigre TG-PTB  | 0              | 0             | 0             | 0             | 0             | 0             | 0             | 0             |
| Generación Hidráulica (MWh)  | Por Central    |               |               |               |               |               |               |               |
| C. G. Terra                  | 22,560         | 3,168         | 3,168         | 3,168         | 3,264         | 3,264         | 3,264         | 3,264         |
| C. Baygorria                 | 13,848         | 2,376         | 2,376         | 2,376         | 1,680         | 1,680         | 1,680         | 1,680         |
| C. Palmar                    | 20,717         | 4,320         | 4,367         | 4,320         | 1,680         | 2,670         | 1,680         | 1,680         |
| C. Salto Grande              | 86,194         | 15,522        | 15,572        | 15,112        | 11,024        | 17,282        | 4,564         | 7,118         |
| Importación (MWh)            | Por País       |               |               |               |               |               |               |               |
| Argentina                    | 0              | 0             | 0             | 0             | 0             | 0             | 0             | 0             |
| + Contingente                | 0              | 0             | 0             | 0             | 0             | 0             | 0             | 0             |
| Brasil                       | 0              | 0             | 0             | 0             | 0             | 0             | 0             | 0             |
| + Rivera                     | 0              | 0             | 0             | 0             | 0             | 0             | 0             | 0             |
| + Melo                       | 0              | 0             | 0             | 0             | 0             | 0             | 0             | 0             |
| Otros Generadores (MWh)      |                |               |               |               |               |               |               |               |
| Eólica                       | 78,367         | 12,099        | 6,596         | 9,339         | 10,884        | 8,099         | 17,103        | 14,247        |
| Solar                        | 6,643          | 420           | 1,097         | 1,113         | 748           | 1,095         | 1,174         | 996           |
| Biomasa                      | 17,592         | 2,664         | 2,664         | 2,664         | 2,400         | 2,400         | 2,400         | 2,400         |
| <b>TOTAL S.I.N. (MWh)</b>    | <b>191,730</b> | <b>26,210</b> | <b>23,960</b> | <b>27,610</b> | <b>28,480</b> | <b>28,490</b> | <b>28,500</b> | <b>28,480</b> |
| Exportación (MWh)            |                |               |               |               |               |               |               |               |
| Argentina / Brasil           | 54,191         | 14,359        | 11,880        | 10,482        | 3,200         | 8,000         | 3,365         | 2,905         |

## EVOLUCION PROGRAMADA DE LOS EMBALSES



## APORTES, TURBINADOS y VERTIMIENTOS PROGRAMADOS

## PRONOSTICO DE PRECIPITACIONES



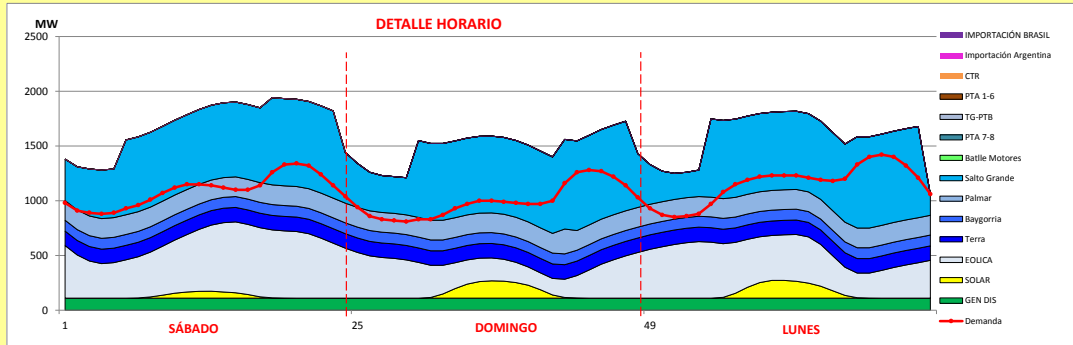
| Represa      | Turbinado m³/s | Aportes m³/s | Vertido m³/s |
|--------------|----------------|--------------|--------------|
| Terra        | 713.8          | 0.0          | 0.0          |
| Baygorria    | 655.0          | 0.0          | 0.0          |
| Palmar       | 485.4          | 0.0          | 0.0          |
| Salto Grande | 2990.4         | 4584.4       | 0.0          |



INFORME de PROGRAMACION SEMANAL (continuación).

ABASTECIMIENTO PROGRAMADO DE LA DEMANDA DEL S.I.N.

SEMANA 18 - 2019



| Generación Térmica (MWh)     | Por Central    | 27-abr        | 28-abr        | 29-abr        |
|------------------------------|----------------|---------------|---------------|---------------|
| Central Batlle               | 0              | 0             | 0             | 0             |
| • Motores                    |                | 0             | 0             | 0             |
| Central La Tablada           | 0              | 0             | 0             | 0             |
| Central P. del Tigre PTA 1-6 | 0              | 0             | 0             | 0             |
| Central P. del Tigre PTA 7-8 | 0              | 0             | 0             | 0             |
| Central P. del Tigre TG-PTB  | 0              | 0             | 0             | 0             |
| Generación Hidráulica (MWh)  | Por Central    |               |               |               |
| C.G. Terra                   | 9,504          | 3,168         | 3,168         | 3,168         |
| C. Baygorria                 | 7,128          | 2,376         | 2,376         | 2,376         |
| C. Palmar                    | 13,007         | 4,320         | 4,367         | 4,320         |
| C. Salto Grande              | 46,206         | 15,522        | 15,572        | 15,112        |
| Importación (MWh)            | Por Pais       |               |               |               |
| Argentina                    | 0              | 0             | 0             | 0             |
| • Contingente                |                | 0             | 0             | 0             |
| Brasil                       | 0              | 0             | 0             | 0             |
| • Rivera                     |                | 0             | 0             | 0             |
| • Melo                       |                | 0             | 0             | 0             |
| Otros Generadores (MWh)      |                |               |               |               |
| Eólica                       | 28,034         | 12,099        | 6,596         | 9,339         |
| Solar                        | 2,630          | 420           | 1,097         | 1,113         |
| Biomasa                      | 7,992          | 2,664         | 2,664         | 2,664         |
| <b>TOTAL S.I.N. (MWh)</b>    | <b>114,501</b> | <b>26,210</b> | <b>23,960</b> | <b>27,610</b> |
| Exportación (MWh)            |                |               |               |               |
| • Exportación a Arg.         | 17,521         | 6,359         | 3,880         | 7,282         |
| • Exportación a Brasil       | 19,200         | 8,000         | 8,000         | 3,200         |

**ORDEN DE DESPACHO:**

Generación autodespachada no modulable.

Generación autodespachada modulable.

Generación Hidroeléctrica

DISPONIBILIDAD DE MAQUINAS

