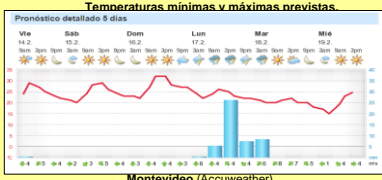
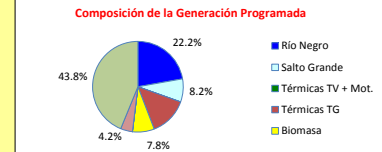
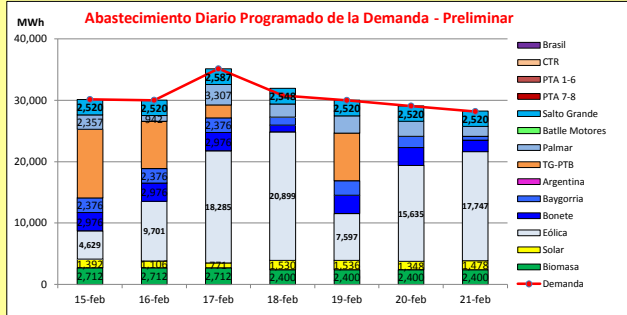




# INFORME de PROGRAMACION SEMANAL

ABASTECIMIENTO PROGRAMADO DE LA DEMANDA DEL S.I.N.

SEMANA 07 - 2020



Demanda S.I.N. Programada (total semanal): **213,256 MWh**

| Generación Térmica (MWh)     | Por Central    | 15-feb        | 16-feb        | 17-feb        | 18-feb        | 19-feb        | 20-feb        | 21-feb        |
|------------------------------|----------------|---------------|---------------|---------------|---------------|---------------|---------------|---------------|
| Central Battle               | 0              | 0             | 0             | 0             | 0             | 0             | 0             | 0             |
| + Motores                    | 0              | 0             | 0             | 0             | 0             | 0             | 0             | 0             |
| Central La Tablada           | 0              | 0             | 0             | 0             | 0             | 0             | 0             | 0             |
| Central P. del Tigre PTA 1-6 | 0              | 0             | 0             | 0             | 0             | 0             | 0             | 0             |
| Central P. del Tigre PTA 7-8 | 0              | 0             | 0             | 0             | 0             | 0             | 0             | 0             |
| Central P. del Tigre TG-PTB  | 28,721         | 11,164        | 7,677         | 2,116         | 0             | 7,764         | 0             | 0             |
| Generación Hidráulica (MWh)  | Por Central    |               |               |               |               |               |               |               |
| C. G. Bonete                 | 17,794         | 2,976         | 2,976         | 2,976         | 1,090         | 2,976         | 2,917         | 1,883         |
| C. Baygorria                 | 13,300         | 2,376         | 2,376         | 2,376         | 1,338         | 2,376         | 1,833         | 625           |
| C. Palmar                    | 15,569         | 2,357         | 942           | 3,307         | 2,115         | 2,821         | 2,431         | 1,596         |
| C. Salto Grande              | 17,735         | 2,520         | 2,520         | 2,587         | 2,548         | 2,520         | 2,520         | 2,520         |
| Importación (MWh)            | Por País       |               |               |               |               |               |               |               |
| Argentina                    | 0              | 0             | 0             | 0             | 0             | 0             | 0             | 0             |
| + Contingente                | 0              | 0             | 0             | 0             | 0             | 0             | 0             | 0             |
| Brasil                       | 0              | 0             | 0             | 0             | 0             | 0             | 0             | 0             |
| + Rivera                     | 0              | 0             | 0             | 0             | 0             | 0             | 0             | 0             |
| + Melo                       | 0              | 0             | 0             | 0             | 0             | 0             | 0             | 0             |
| Otros Generadores (MWh)      |                |               |               |               |               |               |               |               |
| Eólica                       | 94,493         | 4,629         | 9,701         | 18,285        | 20,899        | 7,597         | 15,635        | 17,747        |
| Solar                        | 9,161          | 1,392         | 1,106         | 771           | 1,530         | 1,536         | 1,348         | 1,478         |
| Biomasa                      | 17,736         | 2,712         | 2,712         | 2,400         | 2,400         | 2,400         | 2,400         | 2,400         |
| <b>TOTAL S.I.N. (MWh)</b>    | <b>213,256</b> | <b>30,126</b> | <b>30,010</b> | <b>35,130</b> | <b>30,760</b> | <b>29,990</b> | <b>29,070</b> | <b>28,170</b> |
| Exportación (MWh)            |                |               |               |               |               |               |               |               |
| Argentina / Brasil           | 1,253          | 0             | 0             | 0             | 1,160         | 0             | 14            | 79            |

## EVOLUCION PROGRAMADA DE LOS EMBALSES



## APORTES, TURBINADOS y VERTIEMENTOS PROGRAMADOS

## PRONOSTICO DE PRECIPITACIONES

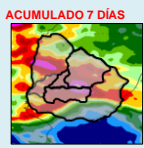


**SABADO**      **DOMINGO**

n/d      n/d

**LUNES**      **MARTES**

n/d      n/d



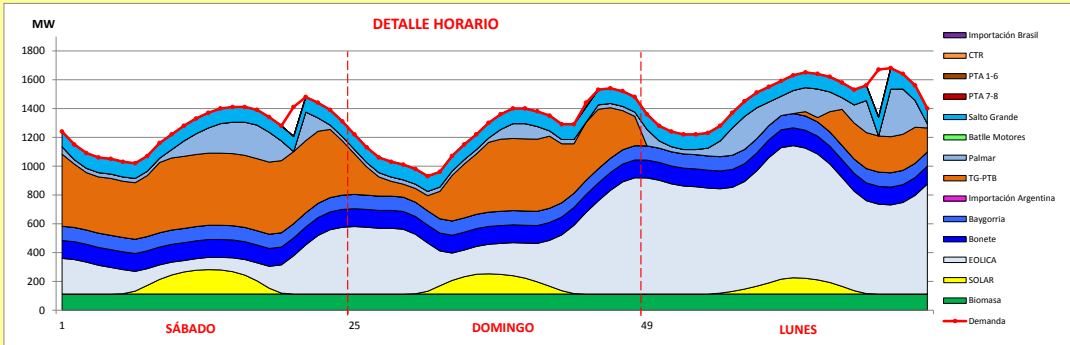
| Valores Promedio Semanales (previstos) |                |              |              |
|--|----------------|--------------|--------------|
| Represa                                | Turbinado m3/s | Aportes m3/s | Vertido m3/s |
| Terra                                  | 586.4          | 0.0          | 0.0          |
| Baygorria                              | 570.6          | 0.0          | 0.0          |
| Palmar                                 | 412.7          | 0.0          | 0.0          |
| Salto Grande                           | 508.9          | 936.3        | 0.0          |



INFORME de PROGRAMACION SEMANAL (continuación).

ABASTECIMIENTO PROGRAMADO DE LA DEMANDA DEL S.I.N.

SEMANA 07 - 2020



| Generación Térmica (MWh)     | Por Central   | 15-feb        | 16-feb        | 17-feb        |
|------------------------------|---------------|---------------|---------------|---------------|
| Central Battle               | 0             | 0             | 0             | 0             |
| • Motores                    |               | 0             | 0             | 0             |
| Central La Tablada           | 0             | 0             | 0             | 0             |
| Central P. del Tigre PTA 1-6 | 0             | 0             | 0             | 0             |
| Central P. del Tigre PTA 7-8 | 0             | 0             | 0             | 0             |
| Central P. del Tigre TG-PTB  | 20,957        | 11,164        | 7,677         | 2,116         |
| Generación Hidráulica (MWh)  | Por Central   |               |               |               |
| C.G. Bonete                  | 8,928         | 2,976         | 2,976         | 2,976         |
| C. Baygorria                 | 7,128         | 2,376         | 2,376         | 2,376         |
| C. Palmar                    | 6,606         | 2,357         | 942           | 3,307         |
| C. Salto Grande              | 7,627         | 2,520         | 2,520         | 2,587         |
| Importación (MWh)            | Por Pais      |               |               |               |
| Argentina                    | 0             | 0             | 0             | 0             |
| • Contingente                |               | 0             | 0             | 0             |
| Brasil                       | 0             | 0             | 0             | 0             |
| • Rivera                     |               | 0             | 0             | 0             |
| • Melo                       |               | 0             | 0             | 0             |
| Otros Generadores (MWh)      |               |               |               |               |
| Eólica                       | 32,615        | 4,629         | 9,701         | 18,285        |
| Solar                        | 3,269         | 1,392         | 1,106         | 771           |
| Biomasa                      | 8,136         | 2,712         | 2,712         | 2,712         |
| <b>TOTAL S.I.N. (MWh)</b>    | <b>95,266</b> | <b>30,126</b> | <b>30,010</b> | <b>35,130</b> |
| Exportación (MWh)            |               |               |               |               |
| • Exportación a Arg.         | 0             | 0             | 0             | 0             |
| • Exportación a Brasil       | 0             | 0             | 0             | 0             |

| ORDEN DE DESPACHO:  |
|---|
| • Generación autodespachada no modulable.                               |
| • Generación autodespachada modulable.                                  |
| • Bonete  |
| • Importación de Argentina  |
| • Ciclo Combinado cerrado configuración (1TG + 1TV); Cv = 127.5 USD/MWh |
| • Palmar  |
| • Motores   |
| • Salto Grande  |
| • Resto del Térmico   |

DISPONIBILIDAD DE MAQUINAS

