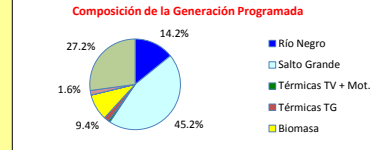
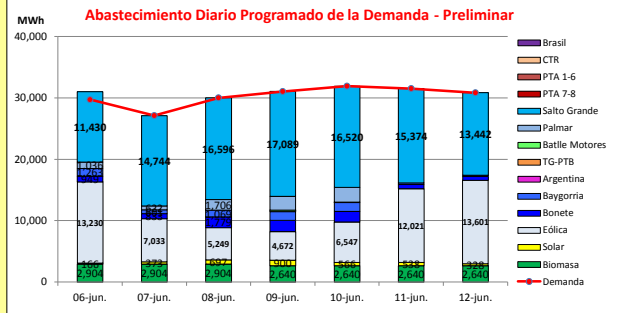




INFORME de PROGRAMACION SEMANAL

ABASTECIMIENTO PROGRAMADO DE LA DEMANDA DEL S.I.N.

SEMANA 23 - 2020



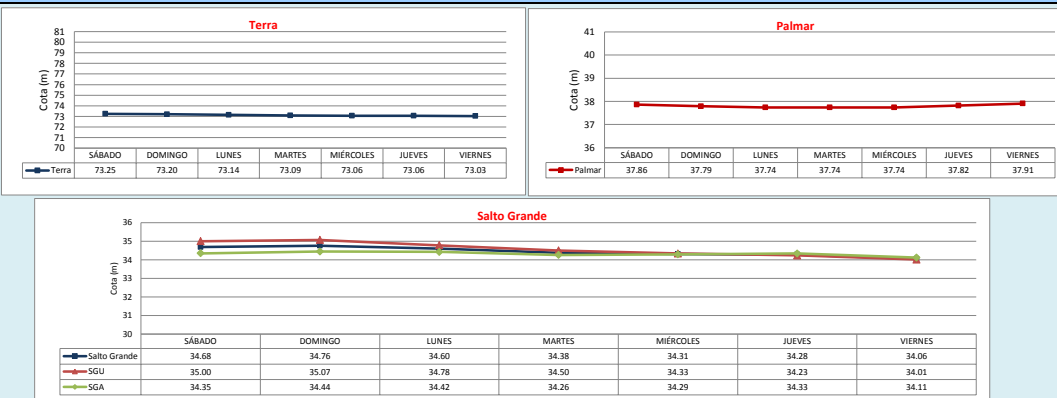
Temperaturas mínimas y máximas previstas.



Demanda S.I.N. Programada (total semanal): **212,101 MWh**

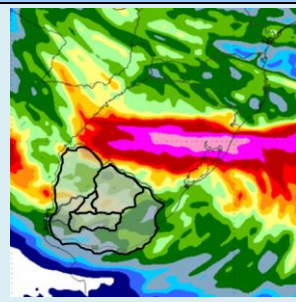
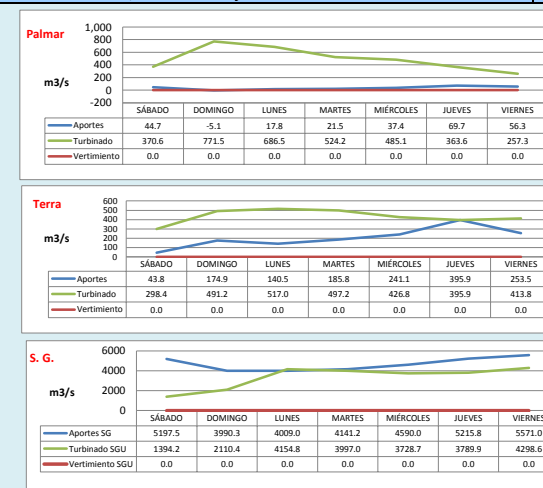
| Generación Térmica (MWh) | Por Central | 06-jun | 07-jun | 08-jun | 09-jun | 10-jun | 11-jun | 12-jun |
|------------------------------|----------------|---------------|---------------|---------------|---------------|---------------|---------------|---------------|
| Central Batlle + Motores | 349 | 0 | 0 | 0 | 268 | 81 | 0 | 0 |
| Central La Tablada | 0 | 0 | 0 | 0 | 0 | 0 | 0 | 0 |
| Central P. del Tigre PTA 1-6 | 0 | 0 | 0 | 0 | 0 | 0 | 0 | 0 |
| Central P. del Tigre PTA 7-8 | 0 | 0 | 0 | 0 | 0 | 0 | 0 | 0 |
| Central P. del Tigre TG-PTB | 0 | 0 | 0 | 0 | 0 | 0 | 0 | 0 |
| Generación Hidráulica (MWh) | Por Central | | | | | | | |
| C. G. Bonete | 8,392 | 949 | 833 | 1,779 | 1,802 | 1,727 | 677 | 625 |
| C. Baygorria | 6,280 | 1,263 | 601 | 1,069 | 1,444 | 1,461 | 255 | 187 |
| C. Palmar | 7,960 | 1,036 | 622 | 1,706 | 2,220 | 2,371 | 0 | 5 |
| C. Salto Grande | 105,195 | 11,430 | 14,744 | 16,596 | 17,089 | 16,520 | 15,374 | 13,442 |
| Importación (MWh) | Por País | | | | | | | |
| Argentina | 0 | 0 | 0 | 0 | 0 | 0 | 0 | 0 |
| Brasil | 0 | 0 | 0 | 0 | 0 | 0 | 0 | 0 |
| Otros Generadores (MWh) | | | | | | | | |
| Eólica | 62,353 | 13,230 | 7,033 | 5,249 | 4,672 | 6,547 | 12,021 | 13,601 |
| Solar | 3,568 | 166 | 373 | 697 | 900 | 566 | 538 | 328 |
| Biomasa | 19,272 | 2,904 | 2,904 | 2,640 | 2,640 | 2,640 | 2,640 | 2,640 |
| TOTAL S.I.N. (MWh) | 212,101 | 29,710 | 27,110 | 30,000 | 31,035 | 31,913 | 31,505 | 30,828 |
| Exportación (MWh) | | 06-jun | 07-jun | 08-jun | 09-jun | 10-jun | 11-jun | 12-jun |
| Argentina / Brasil | 1,268 | 1,268 | 0 | 0 | 0 | 0 | 0 | 0 |

EVOLUCION PROGRAMADA DE LOS EMBALSES

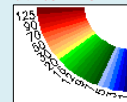


APORTES, TURBINADOS y VERTIEMENTOS PROGRAMADOS

PRONÓSTICO DE PRECIPITACIONES



mm de lluvia acum. de las últimas 24 hrs.



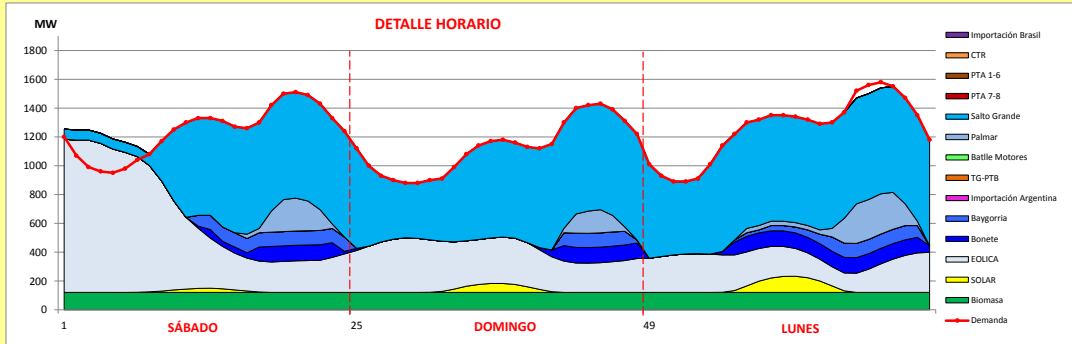
| Represa | Turbinado m³/s | Aportes m³/s | Vertido m³/s |
|--------------|----------------|--------------|--------------|
| Terra | 434.3 | 205.1 | 0.0 |
| Baygorria | 480.5 | 52.7 | 0.0 |
| Palmar | 494.1 | 34.6 | 0.0 |
| Salto Grande | 3353.4 | 4673.5 | 0.0 |



INFORME de PROGRAMACION SEMANAL (continuación).

ABASTECIMIENTO PROGRAMADO DE LA DEMANDA DEL S.I.N.

SEMANA 23 - 2020



| Generación Térmica (MWh) | Por Central | 06-jun | 07-jun | 08-jun |
|------------------------------|---------------|---------------|---------------|---------------|
| Central Battle | 0 | 0 | 0 | 0 |
| • Motores | | 0 | 0 | 0 |
| Central La Tablada | 0 | 0 | 0 | 0 |
| Central P. del Tigre PTA 1-6 | 0 | 0 | 0 | 0 |
| Central P. del Tigre PTA 7-8 | 0 | 0 | 0 | 0 |
| Central P. del Tigre TG-PTB | 0 | 0 | 0 | 0 |
| Generación Hidráulica (MWh) | Por Central | | | |
| C.G. Bonete | 3,561 | 949 | 833 | 1,779 |
| C. Baygorria | 2,933 | 1,263 | 601 | 1,069 |
| C. Palmar | 3,364 | 1,036 | 622 | 1,706 |
| C. Salto Grande | 42,770 | 11,430 | 14,744 | 16,596 |
| Importación (MWh) | Por Pais | | | |
| Argentina | 0 | 0 | 0 | 0 |
| • Contingente | | 0 | 0 | 0 |
| Brasil | 0 | 0 | 0 | 0 |
| • Rivera | | 0 | 0 | 0 |
| • Melo | | 0 | 0 | 0 |
| Otros Generadores (MWh) | | | | |
| Eólica | 25,512 | 13,230 | 7,033 | 5,249 |
| Solar | 1,236 | 166 | 373 | 697 |
| Biomasa | 8,712 | 2,904 | 2,904 | 2,904 |
| TOTAL S.I.N. (MWh) | 88,088 | 29,710 | 27,110 | 30,000 |
| Exportación (MWh) | | | | |
| • Exportación a Arg. | 1,268 | 1,268 | 0 | 0 |
| • Exportación a Brasil | 0 | 0 | 0 | 0 |

| ORDEN DE DESPACHO: |
|--|
| Generación autodespachada no modulable |
| Generación autodespachada modulable |
| Salto Grande (Cota mínima 33,0m) |
| Bonete |
| Palmar |
| Térmico |

DISPONIBILIDAD DE MAQUINAS

