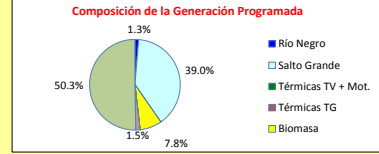
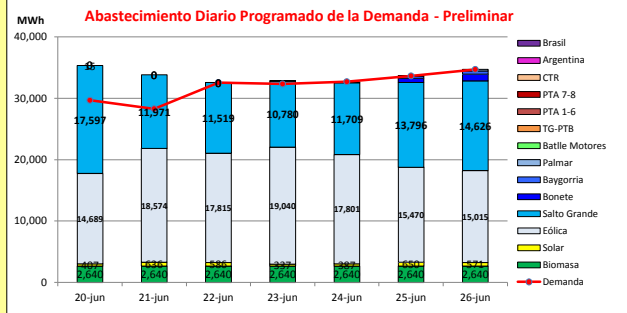




INFORME de PROGRAMACION SEMANAL

ABASTECIMIENTO PROGRAMADO DE LA DEMANDA DEL S.I.N.

SEMANA 25 - 2020



Temperaturas mínimas y máximas previstas.

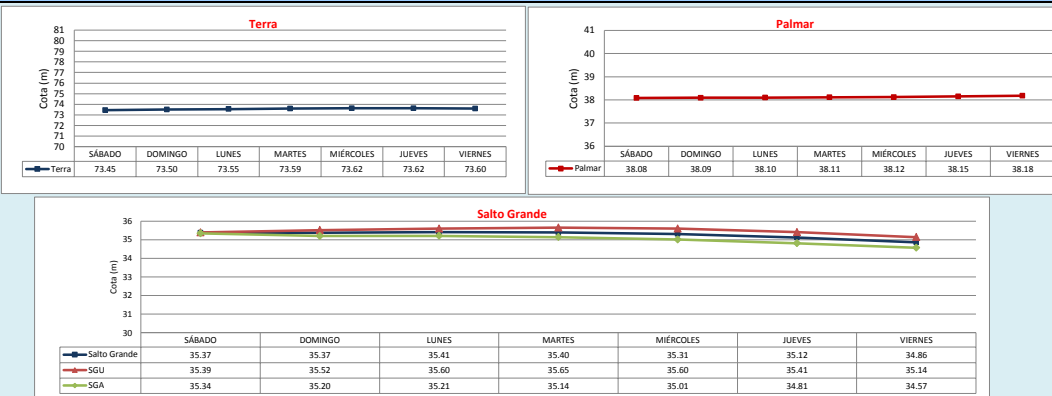
n/d

Demanda S.I.N. Programada (total semanal): **223,808** MWh

Montevideo (Foreca)

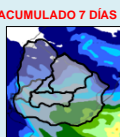
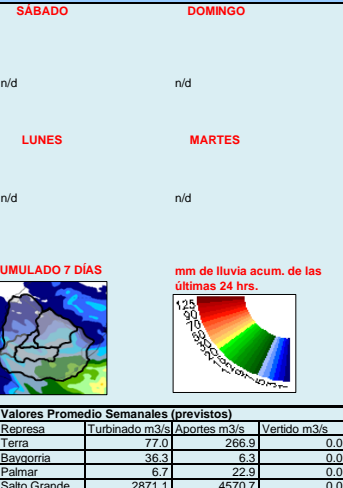
| Generación Térmica (MWh) | Por Central | 20-jun | 21-jun | 22-jun | 23-jun | 24-jun | 25-jun | 26-jun |
|------------------------------|----------------|---------------|---------------|---------------|---------------|---------------|---------------|---------------|
| Central Batlle | 0 | 0 | 0 | 0 | 0 | 0 | 0 | 0 |
| • Motores | | 0 | 0 | 0 | 0 | 0 | 0 | 0 |
| Central La Tablada | 0 | 0 | 0 | 0 | 0 | 0 | 0 | 0 |
| Central P. del Tigre PTA 1-6 | 0 | 0 | 0 | 0 | 0 | 0 | 0 | 0 |
| Central P. del Tigre PTA 7-8 | 0 | 0 | 0 | 0 | 0 | 0 | 0 | 0 |
| Central P. del Tigre TG-PTB | 0 | 0 | 0 | 0 | 0 | 0 | 0 | 0 |
| Generación Hidráulica (MWh) | Por Central | | | | | | | |
| C. G. Bonete | 2,042 | 15 | 0 | 0 | 71 | 159 | 702 | 1,095 |
| C. Baygorria | 835 | 0 | 0 | 0 | 0 | 0 | 353 | 482 |
| C. Palmar | 279 | 0 | 0 | 0 | 0 | 0 | 26 | 253 |
| C. Salto Grande | 91,998 | 17,597 | 11,971 | 11,519 | 10,780 | 11,709 | 13,796 | 14,626 |
| Importación (MWh) | Por País | | | | | | | |
| Argentina | 0 | | | | | | | |
| • Contingente | | 0 | 0 | 0 | 0 | 0 | 0 | 0 |
| Brasil | 0 | | | | | | | |
| • Rivera | | | | | | | | |
| • Melo | | 0 | 0 | 0 | 0 | 0 | 0 | 0 |
| Otros Generadores (MWh) | | | | | | | | |
| Eólica | 118,404 | 14,689 | 18,574 | 17,815 | 19,040 | 17,801 | 15,470 | 15,015 |
| Solar | 3,574 | 407 | 636 | 596 | 337 | 387 | 650 | 571 |
| Biomasa | 18,480 | 2,640 | 2,640 | 2,640 | 2,640 | 2,640 | 2,640 | 2,640 |
| TOTAL S.I.N. (MWh) | 223,808 | 29,660 | 28,270 | 32,560 | 32,308 | 32,696 | 33,632 | 34,682 |
| Exportación (MWh) | | 20-jun | 21-jun | 22-jun | 23-jun | 24-jun | 25-jun | 26-jun |
| Argentina / Brasil | 11,804 | 5,688 | 5,551 | 0 | 560 | 0 | 5 | 0 |

EVOLUCION PROGRAMADA DE LOS EMBALSES



APORTES, TURBINADOS y VERTIEMENTOS PROGRAMADOS

PRONOSTICO DE PRECIPITACIONES



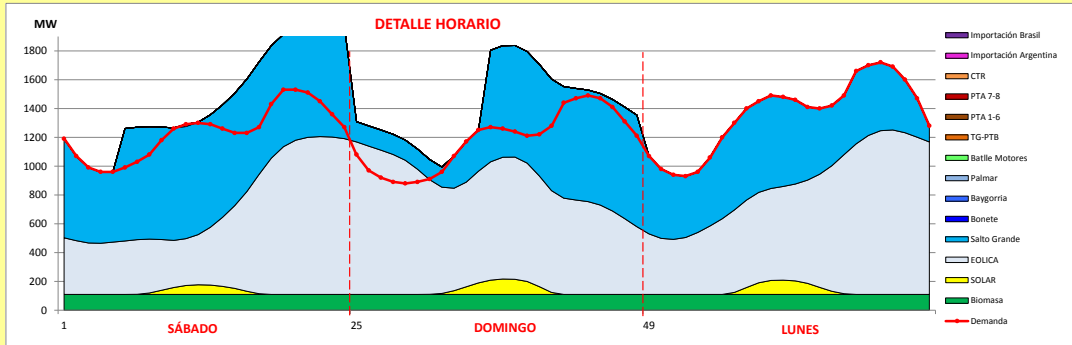
| Valores Promedio Semanales (previstos) | | | |
|--|----------------|--------------|--------------|
| Represa | Turbinado m³/s | Aportes m³/s | Vertido m³/s |
| Terra | 77.0 | 266.9 | 0.0 |
| Baygorria | 36.3 | 6.3 | 0.0 |
| Palmar | 6.7 | 22.9 | 0.0 |
| Salto Grande | 2871.1 | 4570.7 | 0.0 |



INFORME de PROGRAMACION SEMANAL (continuación).

ABASTECIMIENTO PROGRAMADO DE LA DEMANDA DEL S.I.N.

SEMANA 25 - 2020



| Generación Térmica (MWh) | Por Central | 20-jun | 21-jun | 22-jun |
|------------------------------|----------------|---------------|---------------|---------------|
| Central Battle | 0 | | | |
| • Motores | | 0 | 0 | 0 |
| Central La Tablada | 0 | 0 | 0 | 0 |
| Central P. del Tigre PTA 1-6 | 0 | 0 | 0 | 0 |
| Central P. del Tigre PTA 7-8 | 0 | 0 | 0 | 0 |
| Central P. del Tigre TG-PTB | 0 | 0 | 0 | 0 |
| Generación Hidráulica (MWh) | Por Central | | | |
| C.G. Bonete | 15 | 15 | 0 | 0 |
| C. Baygorria | 0 | 0 | 0 | 0 |
| C. Palmar | 0 | 0 | 0 | 0 |
| C. Salto Grande | 41,087 | 17,597 | 11,971 | 11,519 |
| Importación (MWh) | Por Pais | | | |
| Argentina | 0 | | | |
| • Contingente | | 0 | 0 | 0 |
| Brasil | 0 | | | |
| • Rivera | | 0 | 0 | 0 |
| • Melo | | 0 | 0 | 0 |
| Otros Generadores (MWh) | | | | |
| Eólica | 51,078 | 14,689 | 18,574 | 17,815 |
| Solar | 1,629 | 407 | 636 | 586 |
| Biomasa | 7,920 | 2,640 | 2,640 | 2,640 |
| TOTAL S.I.N. (MWh) | 101,729 | 29,660 | 28,270 | 32,560 |
| Exportación (MWh) | | | | |
| • Exportación a Arg. | 11,239 | 5,688 | 5,551 | 0 |
| • Exportación a Brasil | 0 | 0 | 0 | 0 |

| ORDEN DE DESPACHO: |
|---|
| • Generación autodespachada no modulable. |
| • Generación autodespachada modulable. |
| • Salto Grande |
| • Bonete |
| • Palmar |
| • Térmico |

DISPONIBILIDAD DE MAQUINAS

