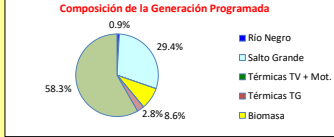
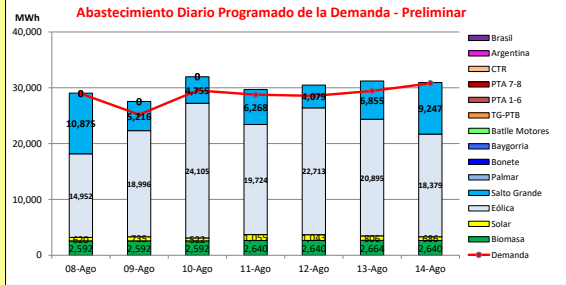




INFORME de PROGRAMACION SEMANAL

ABASTECIMIENTO PROGRAMADO DE LA DEMANDA DEL S.I.N.

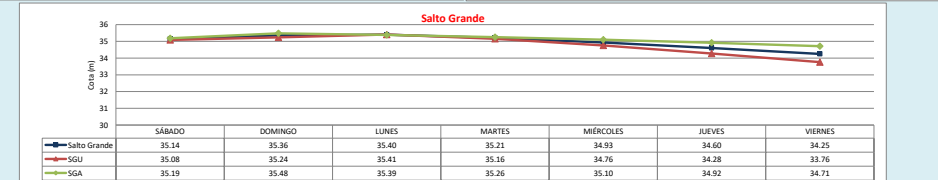
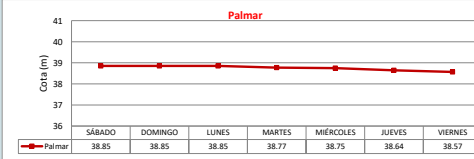
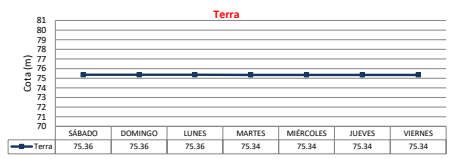
SEMANA 32 - 2020



Demanda S.I.N. Programada (total semanal): **201,212 MWh**

Generación Térmica (MWh)	Por Central	08-Ago	09-Ago	10-Ago	11-Ago	12-Ago	13-Ago	14-Ago
Central Battle	0	0	0	0	0	0	0	0
• Motores		0	0	0	0	0	0	0
Central La Tablada	0	0	0	0	0	0	0	0
Central P. del Tigré PTA 1-6	0	0	0	0	0	0	0	0
Central P. del Tigré PTA 7-8	0	0	0	0	0	0	0	0
Central P. del Tigré TG-PTB	0	0	0	0	0	0	0	0
Generación Hidráulica (MWh)	Por Central							
C.G. Bonete	0	0	0	0	0	0	0	0
C. Baygorria	0	0	0	0	0	0	0	0
C. Palmar	0	0	0	0	0	0	0	0
C. Salto Grande	47,295	10,875	5,216	4,755	6,268	4,079	6,855	9,247
Importación (MWh)	Por País							
Argentina	0							
• Contingente		0	0	0	0	0	0	0
Brasil	0							
• Rivera								
• Melo		0	0	0	0	0	0	0
Otros Generadores (MWh)								
Eólica	139,764	14,952	18,996	24,105	19,724	22,713	20,895	18,379
Solar	5,467	620	735	522	1,055	1,043	806	686
Biomasa	18,360	2,592	2,592	2,592	2,640	2,640	2,664	2,640
TOTAL S.I.N. (MWh)	201,212	28,950	25,190	29,520	28,765	28,558	29,429	30,800
Exportación (MWh)								
Argentina / Brasil	9,674	89	2,349	2,454	922	1,917	1,791	152

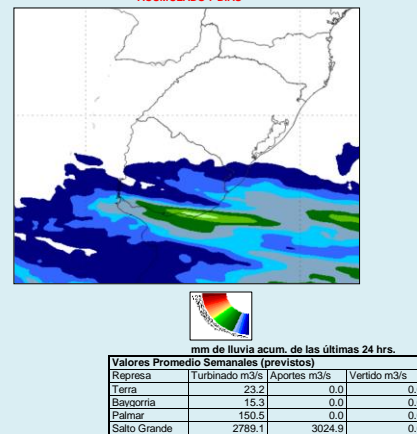
EVOLUCION PROGRAMADA DE LOS EMBALSES



APORTES, TURBINADOS y VERTIMIENTOS PROGRAMADOS

Reservorio	SÁBADO	DOMINGO	LUNES	MARTES	MIÉRCOLES	JUEVES	VIERNES																								
Palmar	<table border="1"> <tr> <td>Aportes</td> <td>0.0</td> <td>0.0</td> <td>0.0</td> <td>0.0</td> <td>0.0</td> <td>0.0</td> <td>0.0</td> </tr> <tr> <td>Turbinado</td> <td>0.0</td> <td>0.0</td> <td>0.0</td> <td>385.3</td> <td>73.7</td> <td>343.7</td> <td>250.5</td> </tr> <tr> <td>Vertimiento</td> <td>0.0</td> <td>0.0</td> <td>0.0</td> <td>0.0</td> <td>0.0</td> <td>0.0</td> <td>0.0</td> </tr> </table>							Aportes	0.0	0.0	0.0	0.0	0.0	0.0	0.0	Turbinado	0.0	0.0	0.0	385.3	73.7	343.7	250.5	Vertimiento	0.0	0.0	0.0	0.0	0.0	0.0	0.0
Aportes	0.0	0.0	0.0	0.0	0.0	0.0	0.0																								
Turbinado	0.0	0.0	0.0	385.3	73.7	343.7	250.5																								
Vertimiento	0.0	0.0	0.0	0.0	0.0	0.0	0.0																								
Terra	<table border="1"> <tr> <td>Aportes</td> <td>0.0</td> <td>0.0</td> <td>0.0</td> <td>0.0</td> <td>0.0</td> <td>0.0</td> <td>0.0</td> </tr> <tr> <td>Turbinado</td> <td>0.0</td> <td>0.0</td> <td>0.0</td> <td>162.5</td> <td>0.0</td> <td>0.0</td> <td>0.0</td> </tr> <tr> <td>Vertimiento</td> <td>0.0</td> <td>0.0</td> <td>0.0</td> <td>0.0</td> <td>0.0</td> <td>0.0</td> <td>0.0</td> </tr> </table>							Aportes	0.0	0.0	0.0	0.0	0.0	0.0	0.0	Turbinado	0.0	0.0	0.0	162.5	0.0	0.0	0.0	Vertimiento	0.0	0.0	0.0	0.0	0.0	0.0	0.0
Aportes	0.0	0.0	0.0	0.0	0.0	0.0	0.0																								
Turbinado	0.0	0.0	0.0	162.5	0.0	0.0	0.0																								
Vertimiento	0.0	0.0	0.0	0.0	0.0	0.0	0.0																								
S. G.	<table border="1"> <tr> <td>Aportes SG</td> <td>3329.0</td> <td>3158.0</td> <td>3100.0</td> <td>3029.0</td> <td>2929.0</td> <td>2829.0</td> <td>2800.0</td> </tr> <tr> <td>Turbinado SGU</td> <td>1913.0</td> <td>1138.6</td> <td>965.6</td> <td>3251.6</td> <td>3987.9</td> <td>4164.5</td> <td>4102.4</td> </tr> <tr> <td>Vertimiento SGU</td> <td>0.0</td> <td>0.0</td> <td>0.0</td> <td>0.0</td> <td>0.0</td> <td>0.0</td> <td>0.0</td> </tr> </table>							Aportes SG	3329.0	3158.0	3100.0	3029.0	2929.0	2829.0	2800.0	Turbinado SGU	1913.0	1138.6	965.6	3251.6	3987.9	4164.5	4102.4	Vertimiento SGU	0.0	0.0	0.0	0.0	0.0	0.0	0.0
Aportes SG	3329.0	3158.0	3100.0	3029.0	2929.0	2829.0	2800.0																								
Turbinado SGU	1913.0	1138.6	965.6	3251.6	3987.9	4164.5	4102.4																								
Vertimiento SGU	0.0	0.0	0.0	0.0	0.0	0.0	0.0																								

PRONOSTICO DE PRECIPITACIONES

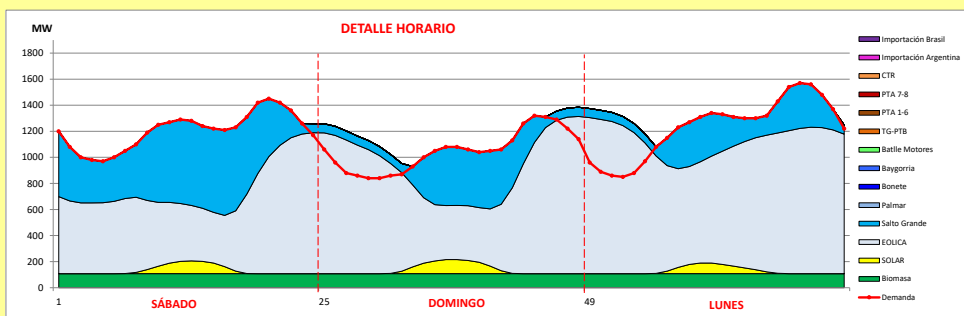




INFORME de PROGRAMACION SEMANAL (continuación).

ABASTECIMIENTO PROGRAMADO DE LA DEMANDA DEL S.I.N.

SEMANA 32 - 2020



Generación Térmica (MWh)		Por Central	08-Ago	09-Ago	10-Ago
Central Battle		0			
- Motores		0	0	0	0
Central La Tablada		0	0	0	0
Central P. del Tigre PTA 1-6		0	0	0	0
Central P. del Tigre PTA 7-8		0	0	0	0
Central P. del Tigre TG-PTB		0	0	0	0
Generación Hidráulica (MWh)		Por Central			
C.G. Bonete		0	0	0	0
C. Baygorria		0	0	0	0
C. Palmar		0	0	0	0
C. Salto Grande		20.846	10.875	5.216	4.755
Importación (MWh)		Por País			
Argentina		0			
- Contingente		0	0	0	0
Brasil		0			
- Rivera		0	0	0	0
- Melo		0	0	0	0
Otros Generadores (MWh)					
Eólica		58.053	14.952	18.996	24.105
Solar		1.877	620	735	522
Biomasa		7.776	2.592	2.592	2.592
TOTAL S.I.N. (MWh)		88.552	28.950	25.196	29.520
Exportación (MWh)					
- Exportación a Arg.		4.892	89	2.349	2.454
- Exportación a Brasil		0	0	0	0

ORDEN DE DESPACHO:

- Generación autodespachada no modulable
- Generación autodespachada modulable
- Salto Grande
- Palmar
- Bonete
- Térmico

DISPONIBILIDAD DE MAQUINAS

