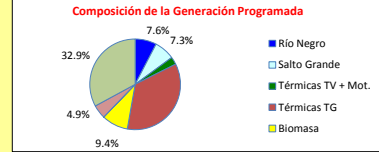
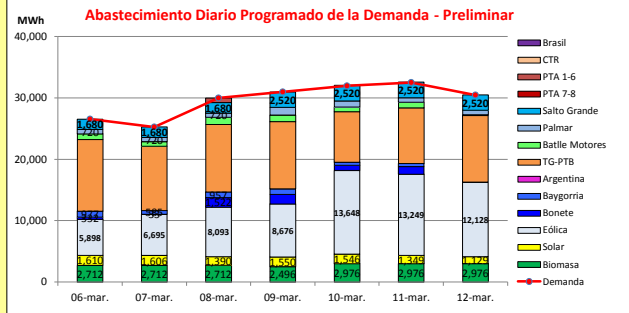




INFORME de PROGRAMACION SEMANAL

ABASTECIMIENTO PROGRAMADO DE LA DEMANDA DEL S.I.N.

SEMANA 10- 2021



Temperaturas mínimas y máximas previstas.

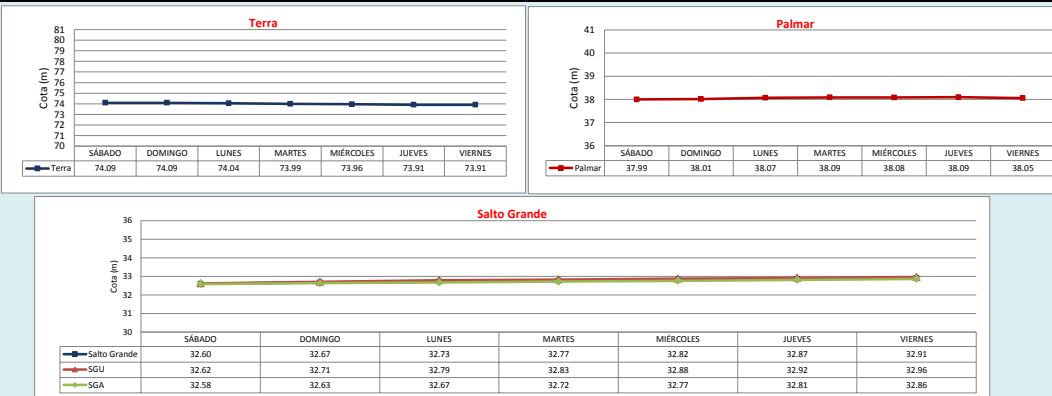


Demanda S.I.N. Programada (total semanal): **207,621 MWh**

Montevideo (Accuweather)

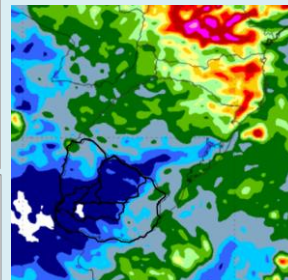
| Generación Térmica (MWh) | Por Central | 06-mar | 07-mar | 08-mar | 09-mar | 10-mar | 11-mar | 12-mar | |
|------------------------------|----------------|---------------|---------------|---------------|---------------|---------------|---------------|---------------|-----|
| Central Battle + Motores | 5,660 | | 930 | 760 | 1,140 | 1,040 | 750 | 900 | 140 |
| Central La Tablada | 0 | 0 | 0 | 0 | 0 | 0 | 0 | 0 | 0 |
| Central P. del Tigre PTA 1-6 | 765 | 0 | 0 | 765 | 0 | 0 | 0 | 0 | 0 |
| Central P. del Tigre PTA 7-8 | 0 | 0 | 0 | 0 | 0 | 0 | 0 | 0 | 0 |
| Central P. del Tigre TG-PTB | 72,244 | 11,671 | 10,459 | 11,001 | 10,995 | 8,201 | 9,057 | 10,860 | |
| Generación Hidráulica (MWh) | Por Central | | | | | | | | |
| C. G. Bonete | 5,547 | 332 | 33 | 1,522 | 1,549 | 853 | 1,243 | 15 | |
| C. Baygorria | 4,403 | 977 | 585 | 957 | 887 | 503 | 494 | 0 | |
| C. Palmar | 5,933 | 720 | 720 | 720 | 1,264 | 1,025 | 764 | 720 | |
| C. Salto Grande | 15,120 | 1,680 | 1,680 | 1,680 | 2,520 | 2,520 | 2,520 | 2,520 | |
| Importación (MWh) | Por País | | | | | | | | |
| Argentina | 0 | 0 | 0 | 0 | 0 | 0 | 0 | 0 | |
| + Contingente | 0 | 0 | 0 | 0 | 0 | 0 | 0 | 0 | |
| Brasil | 0 | 0 | 0 | 0 | 0 | 0 | 0 | 0 | |
| + Rivera | | | | | | | | | |
| + Melo | | | | | | | | | |
| Otros Generadores (MWh) | | | | | | | | | |
| Eólica | 68,387 | 5,898 | 6,895 | 8,093 | 8,676 | 13,648 | 13,249 | 12,128 | |
| Solar | 10,180 | 1,610 | 1,806 | 1,390 | 1,550 | 1,348 | 1,349 | 1,129 | |
| Biomasa | 19,860 | 2,712 | 2,712 | 2,712 | 2,496 | 2,976 | 2,976 | 2,976 | |
| TOTAL S.I.N. (MWh) | 207,621 | 26,530 | 25,250 | 29,990 | 30,959 | 31,951 | 32,494 | 30,461 | |
| Exportación (MWh) | | 06-mar | 07-mar | 08-mar | 09-mar | 10-mar | 11-mar | 12-mar | |
| Argentina / Brasil | 178 | 0 | 0 | 0 | 22 | 71 | 58 | 27 | |

EVOLUCION PROGRAMADA DE LOS EMBALSES



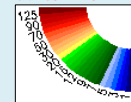
APORTES, TURBINADOS y VERTIMIENTOS PROGRAMADOS

PRONÓSTICO DE PRECIPITACIONES



ACUMULADO 7 DÍAS

mm de lluvia acum. de las últimas 24 hrs.



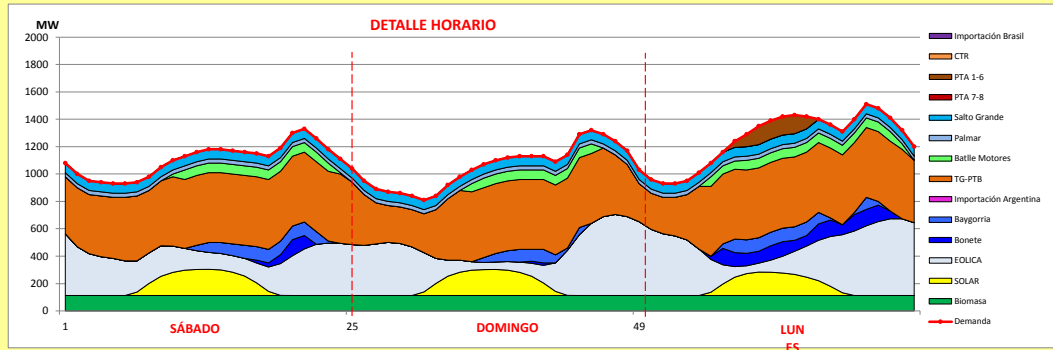
| Valores Promedio Semanales (previstos) | | | |
|--|----------------|--------------|--------------|
| Represa | Turbinado m3/s | Aportes m3/s | Vertido m3/s |
| Terra | 195.2 | 0.0 | 0.0 |
| Baygorria | 184.5 | 0.0 | 0.0 |
| Palmar | 132.5 | 0.0 | 0.0 |
| Salto Grande | 422.5 | 1185.7 | 0.0 |



INFORME de PROGRAMACION SEMANAL (continuación).

ABASTECIMIENTO PROGRAMADO DE LA DEMANDA DEL S.I.N.

SEMANA 10- 2021



| Generación Térmica (MWh) | Por Central | 06-mar | 07-mar | 08-mar |
|------------------------------|---------------|---------------|---------------|---------------|
| Central Batlle | 2,830 | | | |
| • Motores | | 930 | 760 | 1,140 |
| Central La Tablada | 0 | 0 | 0 | 0 |
| Central P. del Tigre PTA 1-6 | 765 | 0 | 0 | 765 |
| Central P. del Tigre PTA 7-8 | 0 | 0 | 0 | 0 |
| Central P. del Tigre TG-PTB | 33,131 | 11,671 | 10,459 | 11,001 |
| Generación Hidráulica (MWh) | Por Central | | | |
| C.G. Bonete | 1,887 | 332 | 33 | 1,522 |
| C. Baygorria | 2,519 | 977 | 585 | 957 |
| C. Palmar | 2,160 | 720 | 720 | 720 |
| C. Salto Grande | 5,040 | 1,680 | 1,680 | 1,680 |
| Importación (MWh) | Por País | | | |
| Argentina | 0 | | | |
| • Contingente | | 0 | 0 | 0 |
| Brasil | 0 | | | |
| • Rivera | | 0 | 0 | 0 |
| • Melo | | 0 | 0 | 0 |
| Otros Generadores (MWh) | | | | |
| Eólica | 20,686 | 5,898 | 6,695 | 8,093 |
| Solar | 4,606 | 1,610 | 1,606 | 1,390 |
| Biomasa | 8,136 | 2,712 | 2,712 | 2,712 |
| TOTAL S.I.N. (MWh) | 81,760 | 26,530 | 25,250 | 29,980 |
| Exportación (MWh) | | | | |
| • Exportación a Arg. | 0 | 0 | 0 | 0 |
| • Exportación a Brasil | 0 | 0 | 0 | 0 |

ORDEN DE DESPACHO:

Generación autodespachada no modulable
 Generación autodespachada modulable
 PTA con Gas/CC con gas
 CC - Motores
 Bonete
 Palmar, PTA y Salto
 PTA 7 y 8
 PTB
 CTR

DISPONIBILIDAD DE MAQUINAS

