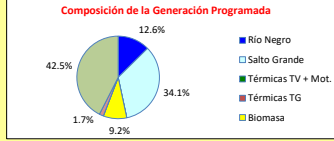
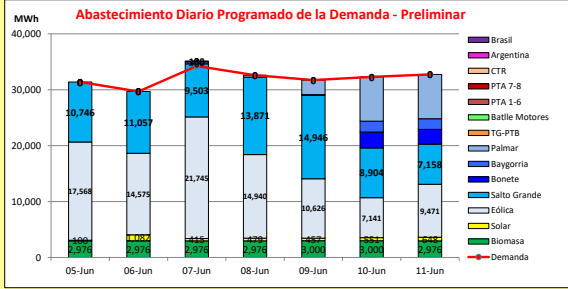




INFORME de PROGRAMACION SEMANAL

ABASTECIMIENTO PROGRAMADO DE LA DEMANDA DEL S.I.N.

SEMANA 23 - 2021



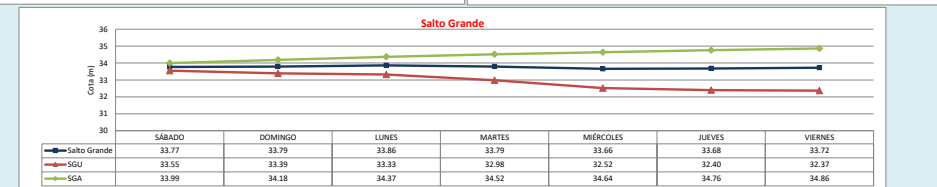
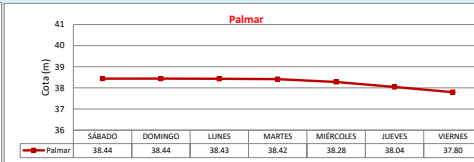
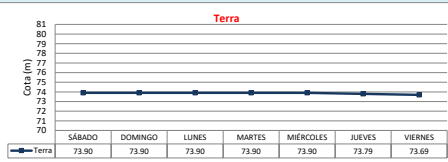
Temperaturas mínimas y máximas previstas.



Demanda S.I.N. Programada (total semanal): **224,720** MWh

Generación Térmica (MWh)	Por Central	5-Jun	6-Jun	7-Jun	8-Jun	9-Jun	10-Jun	11-Jun
Central Battle	0	0	0	0	0	0	0	0
• Motores	0	0	0	0	0	0	0	0
Central La Tablada	0	0	0	0	0	0	0	0
Central P. del Tigre PTA 1-6	0	0	0	0	0	0	0	0
Central P. del Tigre PTA 7-8	0	0	0	0	0	0	0	0
Central P. del Tigre TG-PTB	0	0	0	0	0	0	0	0
Generación Hidráulica (MWh)	Por Central							
C.G. Bonete	5,598	0	0	0	0	90	2,838	2,870
C. Baygorria	4,213	0	0	0	370	0	1,946	1,897
C. Palmar	18,943	0	0	138	344	2,621	7,920	7,920
C. Salto Grande	76,185	10,746	11,057	9,503	13,871	14,946	8,904	7,158
Importación (MWh)	Por País							
Argentina	0							
• Continente	0	0	0	0	0	0	0	0
Brasil	0							
• Rivera	0	0	0	0	0	0	0	0
• Melo	0	0	0	0	0	0	0	0
Otros Generadores (MWh)								
Eólica	96,066	17,568	14,575	21,745	14,940	10,626	7,141	9,471
Solar	3,732	100	1,082	415	479	457	551	848
Biomasa	20,880	2,976	2,976	2,976	2,976	3,000	3,000	2,976
<b>TOTAL S.I.N. (MWh)</b>	<b>224,720</b>	<b>31,390</b>	<b>29,690</b>	<b>34,250</b>	<b>32,610</b>	<b>31,740</b>	<b>32,300</b>	<b>32,740</b>
Exportación (MWh)		5-Jun	6-Jun	7-Jun	8-Jun	9-Jun	10-Jun	11-Jun
Argentina / Brasil	897	0	0	897	0	0	0	0

EVOLUCION PROGRAMADA DE LOS EMBALSES



APORTES, TURBINADOS y VERTIENTOS PROGRAMADOS

Reservoir	SÁBADO	DOMINGO	LUNES	MARTES	MIÉRCOLES	JUEVES	VIERNES																								
<b>Palmar</b>	<table border="1"> <tr> <td>Aportes</td> <td>0.2</td> <td>0.2</td> <td>0.2</td> <td>0.2</td> <td>0.2</td> <td>0.2</td> <td>0.2</td> </tr> <tr> <td>Turbinado</td> <td>0.0</td> <td>0.0</td> <td>21.6</td> <td>58.0</td> <td>442.0</td> <td>1335.8</td> <td>1335.8</td> </tr> <tr> <td>Vertimiento</td> <td>0.0</td> <td>0.0</td> <td>0.0</td> <td>0.0</td> <td>0.0</td> <td>0.0</td> <td>0.0</td> </tr> </table>							Aportes	0.2	0.2	0.2	0.2	0.2	0.2	0.2	Turbinado	0.0	0.0	21.6	58.0	442.0	1335.8	1335.8	Vertimiento	0.0	0.0	0.0	0.0	0.0	0.0	0.0
Aportes	0.2	0.2	0.2	0.2	0.2	0.2	0.2																								
Turbinado	0.0	0.0	21.6	58.0	442.0	1335.8	1335.8																								
Vertimiento	0.0	0.0	0.0	0.0	0.0	0.0	0.0																								
<b>Terra</b>	<table border="1"> <tr> <td>Aportes</td> <td>0.0</td> <td>0.0</td> <td>0.0</td> <td>0.0</td> <td>0.0</td> <td>0.0</td> <td>0.0</td> </tr> <tr> <td>Turbinado</td> <td>0.0</td> <td>0.0</td> <td>0.0</td> <td>0.0</td> <td>22.7</td> <td>716.6</td> <td>674.2</td> </tr> <tr> <td>Vertimiento</td> <td>0.0</td> <td>0.0</td> <td>0.0</td> <td>0.0</td> <td>0.0</td> <td>0.0</td> <td>0.0</td> </tr> </table>							Aportes	0.0	0.0	0.0	0.0	0.0	0.0	0.0	Turbinado	0.0	0.0	0.0	0.0	22.7	716.6	674.2	Vertimiento	0.0	0.0	0.0	0.0	0.0	0.0	0.0
Aportes	0.0	0.0	0.0	0.0	0.0	0.0	0.0																								
Turbinado	0.0	0.0	0.0	0.0	22.7	716.6	674.2																								
Vertimiento	0.0	0.0	0.0	0.0	0.0	0.0	0.0																								
<b>S. G.</b>	<table border="1"> <tr> <td>Aportes SG</td> <td>3000.0</td> <td>3071.0</td> <td>3029.0</td> <td>2858.0</td> <td>2729.0</td> <td>2558.0</td> <td>2429.0</td> </tr> <tr> <td>Turbinado SGI</td> <td>1855.9</td> <td>2520.9</td> <td>2096.4</td> <td>3173.3</td> <td>3458.8</td> <td>3929.0</td> <td>1520.1</td> </tr> <tr> <td>Vertimiento SGI</td> <td>0.0</td> <td>0.0</td> <td>0.0</td> <td>0.0</td> <td>0.0</td> <td>0.0</td> <td>0.0</td> </tr> </table>							Aportes SG	3000.0	3071.0	3029.0	2858.0	2729.0	2558.0	2429.0	Turbinado SGI	1855.9	2520.9	2096.4	3173.3	3458.8	3929.0	1520.1	Vertimiento SGI	0.0	0.0	0.0	0.0	0.0	0.0	0.0
Aportes SG	3000.0	3071.0	3029.0	2858.0	2729.0	2558.0	2429.0																								
Turbinado SGI	1855.9	2520.9	2096.4	3173.3	3458.8	3929.0	1520.1																								
Vertimiento SGI	0.0	0.0	0.0	0.0	0.0	0.0	0.0																								

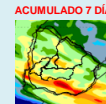
PRONÓSTICO DE PRECIPITACIONES

SÁBADO DOMINGO

n/d n/d

LUNES MARTES

n/d n/d



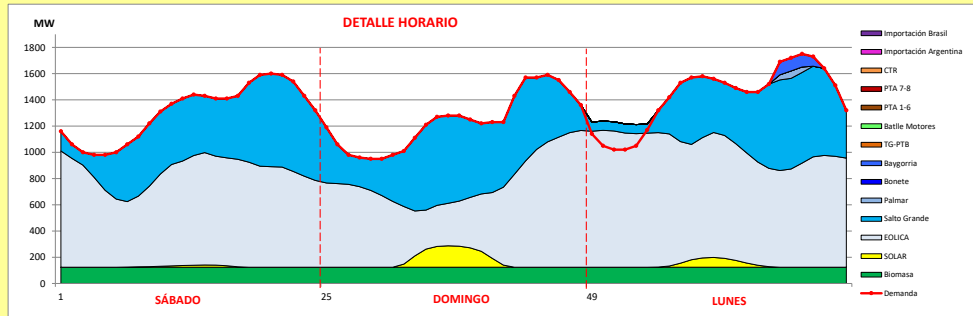
Valores Promedio Semanales (previstos)			
Reservista	Turbinado m3/s	Aportes m3/s	Vertido m3/s
Terra	201.9	0.0	0.0
Baygorria	163.8	0.0	0.0
Palmar	456.2	0.2	0.0
Salto Grande	2379.2	2810.6	0.0



INFORME de PROGRAMACION SEMANAL (continuación).

ABASTECIMIENTO PROGRAMADO DE LA DEMANDA DEL S.I.N.

SEMANA 23 - 2021



Generación Térmica (MWh)	Por Central	5-Jun	6-Jun	7-Jun
Central Batlle	0	0	0	0
• Motores		0	0	0
Central La Tablada	0	0	0	0
Central P. del Tigre PTA 1-6	0	0	0	0
Central P. del Tigre PTA 7-8	0	0	0	0
Central P. del Tigre TG-PTB	0	0	0	0
Generación Hidráulica (MWh)	Por Central			
C.G. Bonete	0	0	0	0
C. Baygorria	370	0	0	370
C. Palmar	138	0	0	138
C. Salto Grande	31,306	10,746	11,057	9,503
Importación (MWh)	Por País			
Argentina	0	0	0	0
• Contingente		0	0	0
Brasil	0	0	0	0
• Rivera		0	0	0
• Melo		0	0	0
Otros Generadores (MWh)				
Eólica	53,888	17,568	14,575	21,745
Solar	1,597	100	1,082	415
Biomasa	8,928	2,976	2,976	2,976
<b>TOTAL S.I.N. (MWh)</b>	<b>96,227</b>	<b>31,390</b>	<b>29,690</b>	<b>34,250</b>
Exportación (MWh)				
• Exportación a Arg.	897	0	0	897
• Exportación a Brasil	0	0	0	0

**ORDEN DE DESPACHO:**

- Generación autodespachada no modulable.
- Generación autodespachada modulable.
- SG, Palmar, Bonete, Motores,
- PTA16, PTA78,
- CC abierto (GO), CTR

DISPONIBILIDAD DE MAQUINAS

