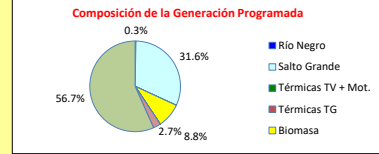
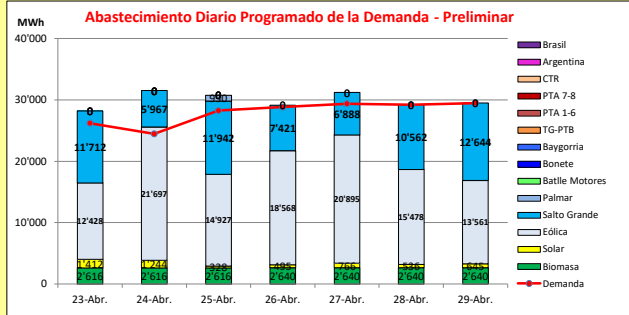




INFORME de PROGRAMACION SEMANAL

ABASTECIMIENTO PROGRAMADO DE LA DEMANDA DEL S.I.N.

SEMANA 17 - 2022



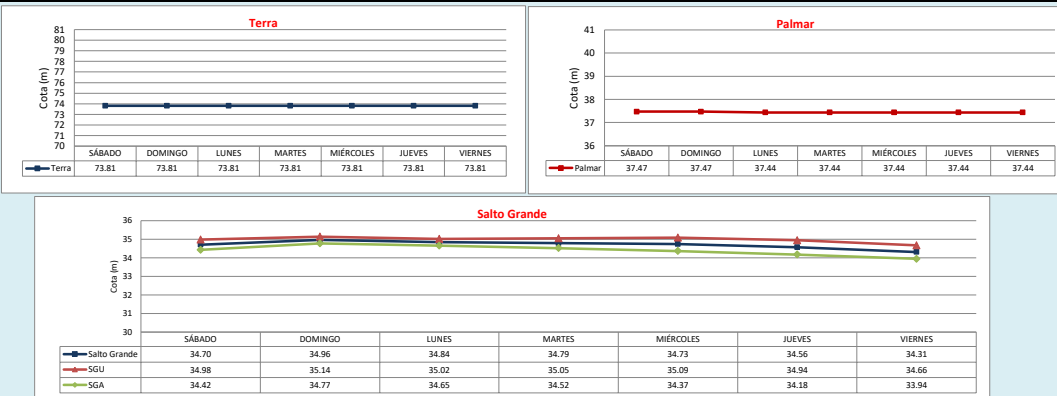
Temperaturas mínimas y máximas previstas.



Demanda S.I.N. Programada (total semanal): **195 770 MWh**

| Generación Térmica (MWh) | Por Central | 23-Abr | 24-Abr | 25-Abr | 26-Abr | 27-Abr | 28-Abr | 29-Abr |
|------------------------------|----------------|---------------|---------------|---------------|---------------|---------------|---------------|---------------|
| Central Battle | 0 | 0 | 0 | 0 | 0 | 0 | 0 | 0 |
| + Motores | 0 | 0 | 0 | 0 | 0 | 0 | 0 | 0 |
| Central La Tablada | 0 | 0 | 0 | 0 | 0 | 0 | 0 | 0 |
| Central P. del Tigre PTA 1-6 | 0 | 0 | 0 | 0 | 0 | 0 | 0 | 0 |
| Central P. del Tigre PTA 7-8 | 0 | 0 | 0 | 0 | 0 | 0 | 0 | 0 |
| Central P. del Tigre TG-PTB | 0 | 0 | 0 | 0 | 0 | 0 | 0 | 0 |
| Generación Hidráulica (MWh) | Por Central | | | | | | | |
| C.G. Bonete | 0 | 0 | 0 | 0 | 0 | 0 | 0 | 0 |
| C. Baygorria | 0 | 0 | 0 | 0 | 0 | 0 | 0 | 0 |
| C. Palmar | 930 | 0 | 0 | 930 | 0 | 0 | 0 | 0 |
| C. Salto Grande | 67'136 | 11'712 | 5'967 | 11'942 | 7'421 | 6'888 | 10'562 | 12'644 |
| Importación (MWh) | Por País | | | | | | | |
| Argentina | 0 | 0 | 0 | 0 | 0 | 0 | 0 | 0 |
| + Contingente | 0 | 0 | 0 | 0 | 0 | 0 | 0 | 0 |
| Brasil | 0 | 0 | 0 | 0 | 0 | 0 | 0 | 0 |
| + Rivera | 0 | 0 | 0 | 0 | 0 | 0 | 0 | 0 |
| + Melo | 0 | 0 | 0 | 0 | 0 | 0 | 0 | 0 |
| Otros Generadores (MWh) | | | | | | | | |
| Eólica | 117'554 | 12'428 | 21'697 | 14'927 | 18'568 | 20'895 | 15'478 | 13'561 |
| Solar | 5'426 | 1'412 | 1'244 | 328 | 495 | 766 | 536 | 645 |
| Biomasa | 18'408 | 2'616 | 2'616 | 2'640 | 2'640 | 2'640 | 2'640 | 2'640 |
| TOTAL S.I.N. (MWh) | 195'770 | 28'190 | 24'460 | 28'240 | 28'820 | 29'370 | 29'200 | 29'490 |
| Exportación (MWh) | | 23-Abr | 24-Abr | 25-Abr | 26-Abr | 27-Abr | 28-Abr | 29-Abr |
| Argentina / Brasil | 13'684 | 1'978 | 7'064 | 2'503 | 304 | 1'819 | 16 | 0 |

EVOLUCION PROGRAMADA DE LOS EMBALSES



APORTES, TURBINADOS y VERTIMIENTOS PROGRAMADOS

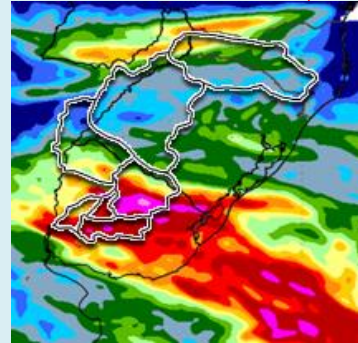
PRONÓSTICO DE PRECIPITACIONES

| Palmar | | SÁBADO | DOMINGO | LUNES | MARTES | MIÉRCOLES | JUEVES | VIERNES |
|-------------|------|--------|---------|-------|--------|-----------|--------|---------|
| Aportes | m3/s | 0.0 | 0.0 | 0.0 | 0.0 | 0.0 | 0.0 | 0.0 |
| Turbinado | m3/s | 0.0 | 0.0 | 98.1 | 0.0 | 0.0 | 0.0 | 0.0 |
| Vertimiento | m3/s | 0.0 | 0.0 | 0.0 | 0.0 | 0.0 | 0.0 | 0.0 |

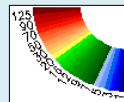
| Terra | | SÁBADO | DOMINGO | LUNES | MARTES | MIÉRCOLES | JUEVES | VIERNES |
|-------------|------|--------|---------|-------|--------|-----------|--------|---------|
| Aportes | m3/s | 0.0 | 0.0 | 0.0 | 0.0 | 0.0 | 0.0 | 0.0 |
| Turbinado | m3/s | 0.0 | 0.0 | 0.0 | 0.0 | 0.0 | 0.0 | 0.0 |
| Vertimiento | m3/s | 0.0 | 0.0 | 0.0 | 0.0 | 0.0 | 0.0 | 0.0 |

| S. G. | | SÁBADO | DOMINGO | LUNES | MARTES | MIÉRCOLES | JUEVES | VIERNES |
|-----------------|------|--------|---------|--------|--------|-----------|--------|---------|
| Aportes SG | m3/s | 3817.0 | 3416.0 | 3158.0 | 2958.0 | 2829.0 | 2725.0 | 2558.0 |
| Turbinado SGU | m3/s | 2031.7 | 1273.1 | 2541.4 | 1580.7 | 1458.1 | 2330.9 | 2854.6 |
| Vertimiento SGU | m3/s | 0.0 | 0.0 | 0.0 | 0.0 | 0.0 | 0.0 | 0.0 |

PRECIPITACIONES ACUMULADAS 7 DIAS (24/02/2022)



Fuente: INMET



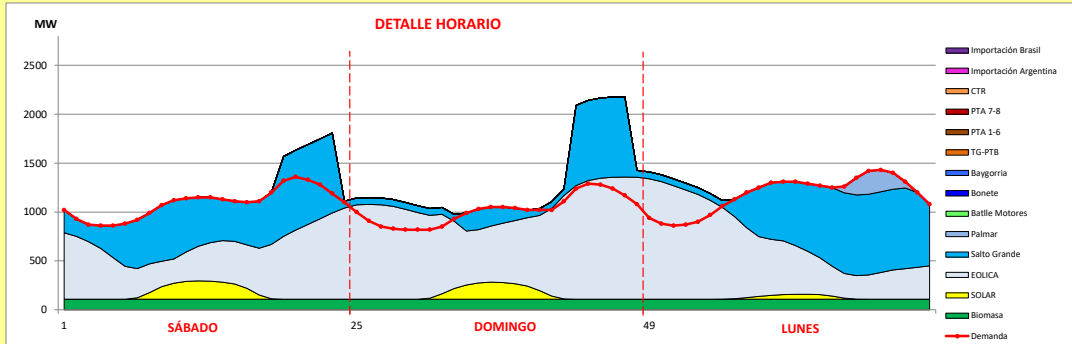
| Valores Promedio Semanales (previstos) | | | |
|--|----------------|--------------|--------------|
| Represa | Turbinado m3/s | Aportes m3/s | Vertido m3/s |
| Terra | 0.0 | 0.0 | 0.0 |
| Baygorria | 0.0 | 0.0 | 0.0 |
| Palmar | 14.0 | 0.0 | 0.0 |
| Salto Grande | 2010.1 | 3066.4 | 0.0 |



INFORME de PROGRAMACION SEMANAL (continuación).

ABASTECIMIENTO PROGRAMADO DE LA DEMANDA DEL S.I.N.

SEMANA 17 - 2022



| Generación Térmica (MWh) | | Por Central | 23-Abr | 24-Abr | 25-Abr |
|------------------------------|--|---------------|---------------|---------------|---------------|
| Central Battle | | 0 | | | |
| • Motores | | | 0 | 0 | 0 |
| Central La Tablada | | 0 | | | |
| Central P. del Tigre PTA 1-6 | | 0 | 0 | 0 | 0 |
| Central P. del Tigre PTA 7-8 | | 0 | 0 | 0 | 0 |
| Central P. del Tigre TG-PTB | | 0 | 0 | 0 | 0 |
| Generación Hidráulica (MWh) | | Por Central | | | |
| C.G. Bonete | | 0 | 0 | 0 | 0 |
| C. Baygorria | | 0 | 0 | 0 | 0 |
| C. Palmar | | 930 | 0 | 0 | 930 |
| C. Salto Grande | | 29'621 | 11'712 | 5'967 | 11'942 |
| Importación (MWh) | | Por Pais | | | |
| Argentina | | 0 | | | |
| • Contingente | | | 0 | 0 | 0 |
| Brasil | | 0 | | | |
| • Rivera | | | 0 | 0 | 0 |
| • Melo | | | 0 | 0 | 0 |
| Otros Generadores (MWh) | | | | | |
| Eólica | | 49'052 | 12'428 | 21'697 | 14'927 |
| Solar | | 2'984 | 1'412 | 1'244 | 328 |
| Biomasa | | 7'848 | 2'616 | 2'616 | 2'616 |
| TOTAL S.I.N. (MWh) | | 90'435 | 26'190 | 24'460 | 28'240 |
| Exportación (MWh) | | | | | |
| • Exportación a Arg. | | 11'545 | 1'978 | 7'064 | 2'503 |
| • Exportación a Brasil | | 0 | 0 | 0 | 0 |

ORDEN DE DESPACHO:

Despacho propuesto hasta el lunes:

- Generación autodespachada no modulable
- Generación autodespachada modulable
- SG
- Palmar
- Bonete/Baygorria/Motores
- PT16
- PT78
- Ciclo Combinado abierto
- CTR

DISPONIBILIDAD DE MAQUINAS

