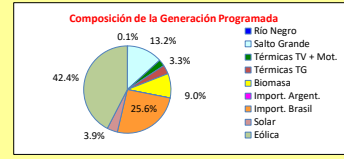
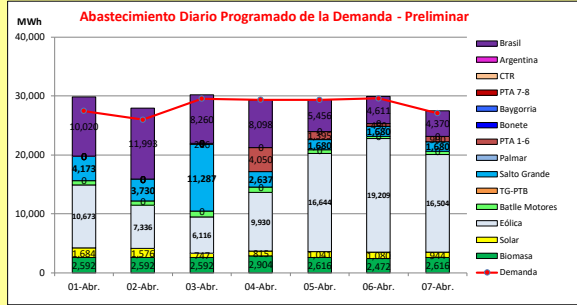




INFORME de PROGRAMACION SEMANAL

ABASTECIMIENTO PROGRAMADO DE LA DEMANDA DEL S.I.N.

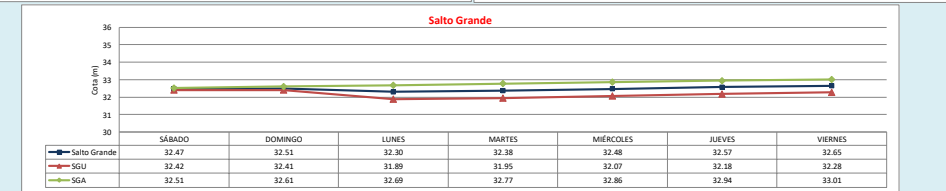
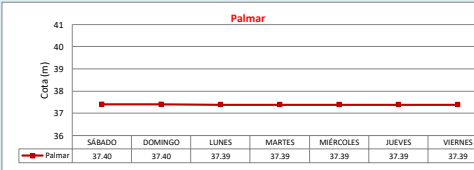
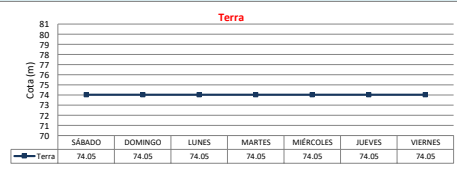
SEMANA 14 - 2023



Demanda S.I.N. Programada (total semanal): **198.367 MWh**

Generación Térmica (MWh)	Por Central	1-Abr	2-Abr	3-Abr	4-Abr	5-Abr	6-Abr	7-Abr	
Central Battle	4,960								
- Motores		720	720	1,020	920	610	440	530	
Central La Tablada	0	0	0	0	0	0	0	0	
Central P. del Tigre PTA 1-6	6,795	0	0	0	4,050	1,395	450	900	
Central P. del Tigre PTA 7-8	0	0	0	0	0	0	0	0	
Central P. del Tigre TG-PTB	0	0	0	0	0	0	0	0	
Generación Hidráulica (MWh)	Por Central								
C.G. Bonete	0	0	0	0	0	0	0	0	
C. Baygorria	0	0	0	0	0	0	0	0	
C. Palmar	216	0	0	216	0	0	0	0	
C. Salto Grande	26,867	4,173	3,730	11,287	2,637	1,680	1,680	1,680	
Importación (MWh)	Por País								
Argentina	0								
- Contingente		0	0	0	0	0	0	0	
Brasil	52,808								
- Rivera		10,020	11,993	8,260	8,098	5,456	4,611	4,370	
- Mieló									
Otros Generadores (MWh)									
Eólica	86,412	10,673	7,336	6,116	9,930	16,644	19,209	16,504	
Solar	7,887	1,684	1,576	747	815	1,041	1,080	944	
Biomasa	18,384	2,592	2,592	2,592	2,904	2,616	2,472	2,616	
TOTAL S.I.N. (MWh)	198,367	27,470	25,970	29,550	29,354	29,338	29,590	27,095	
Exportación (MWh)		1-Abr	2-Abr	3-Abr	4-Abr	5-Abr	6-Abr	7-Abr	
Argentina / Brasil	5,962		2,392	1,977	688	0	104	352	449

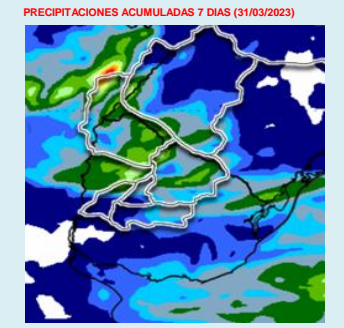
EVOLUCION PROGRAMADA DE LOS EMBALSES



APORTES, TURBINADOS y VERTIMIENTOS PROGRAMADOS

Palmar	Terra	S. G.																																																																																																
<table border="1"> <tr><th>m3/s</th><th>SÁBADO</th><th>DOMINGO</th><th>LUNES</th><th>MARTES</th><th>MIÉRCOLES</th><th>JUEVES</th><th>VIERNES</th></tr> <tr><td>Aportes</td><td>0.0</td><td>0.0</td><td>35.7</td><td>0.0</td><td>0.0</td><td>0.0</td><td>0.0</td></tr> <tr><td>Turbinado</td><td>0.0</td><td>0.0</td><td>0.0</td><td>0.0</td><td>0.0</td><td>0.0</td><td>0.0</td></tr> <tr><td>Vertimiento</td><td>0.0</td><td>0.0</td><td>0.0</td><td>0.0</td><td>0.0</td><td>0.0</td><td>0.0</td></tr> </table>	m3/s	SÁBADO	DOMINGO	LUNES	MARTES	MIÉRCOLES	JUEVES	VIERNES	Aportes	0.0	0.0	35.7	0.0	0.0	0.0	0.0	Turbinado	0.0	0.0	0.0	0.0	0.0	0.0	0.0	Vertimiento	0.0	0.0	0.0	0.0	0.0	0.0	0.0	<table border="1"> <tr><th>m3/s</th><th>SÁBADO</th><th>DOMINGO</th><th>LUNES</th><th>MARTES</th><th>MIÉRCOLES</th><th>JUEVES</th><th>VIERNES</th></tr> <tr><td>Aportes</td><td>0.0</td><td>0.0</td><td>0.0</td><td>0.0</td><td>0.0</td><td>0.0</td><td>0.0</td></tr> <tr><td>Turbinado</td><td>0.0</td><td>0.0</td><td>0.0</td><td>0.0</td><td>0.0</td><td>0.0</td><td>0.0</td></tr> <tr><td>Vertimiento</td><td>0.0</td><td>0.0</td><td>0.0</td><td>0.0</td><td>0.0</td><td>0.0</td><td>0.0</td></tr> </table>	m3/s	SÁBADO	DOMINGO	LUNES	MARTES	MIÉRCOLES	JUEVES	VIERNES	Aportes	0.0	0.0	0.0	0.0	0.0	0.0	0.0	Turbinado	0.0	0.0	0.0	0.0	0.0	0.0	0.0	Vertimiento	0.0	0.0	0.0	0.0	0.0	0.0	0.0	<table border="1"> <tr><th>m3/s</th><th>SÁBADO</th><th>DOMINGO</th><th>LUNES</th><th>MARTES</th><th>MIÉRCOLES</th><th>JUEVES</th><th>VIERNES</th></tr> <tr><td>Aportes SG</td><td>1360.0</td><td>1340.0</td><td>1307.0</td><td>1338.0</td><td>1307.0</td><td>1247.0</td><td>1172.0</td></tr> <tr><td>Turbinado SGU</td><td>695.4</td><td>762.3</td><td>2517.0</td><td>529.3</td><td>332.6</td><td>332.6</td><td>332.6</td></tr> <tr><td>Vertimiento SGU</td><td>0.0</td><td>0.0</td><td>0.0</td><td>0.0</td><td>0.0</td><td>0.0</td><td>0.0</td></tr> </table>	m3/s	SÁBADO	DOMINGO	LUNES	MARTES	MIÉRCOLES	JUEVES	VIERNES	Aportes SG	1360.0	1340.0	1307.0	1338.0	1307.0	1247.0	1172.0	Turbinado SGU	695.4	762.3	2517.0	529.3	332.6	332.6	332.6	Vertimiento SGU	0.0	0.0	0.0	0.0	0.0	0.0	0.0
m3/s	SÁBADO	DOMINGO	LUNES	MARTES	MIÉRCOLES	JUEVES	VIERNES																																																																																											
Aportes	0.0	0.0	35.7	0.0	0.0	0.0	0.0																																																																																											
Turbinado	0.0	0.0	0.0	0.0	0.0	0.0	0.0																																																																																											
Vertimiento	0.0	0.0	0.0	0.0	0.0	0.0	0.0																																																																																											
m3/s	SÁBADO	DOMINGO	LUNES	MARTES	MIÉRCOLES	JUEVES	VIERNES																																																																																											
Aportes	0.0	0.0	0.0	0.0	0.0	0.0	0.0																																																																																											
Turbinado	0.0	0.0	0.0	0.0	0.0	0.0	0.0																																																																																											
Vertimiento	0.0	0.0	0.0	0.0	0.0	0.0	0.0																																																																																											
m3/s	SÁBADO	DOMINGO	LUNES	MARTES	MIÉRCOLES	JUEVES	VIERNES																																																																																											
Aportes SG	1360.0	1340.0	1307.0	1338.0	1307.0	1247.0	1172.0																																																																																											
Turbinado SGU	695.4	762.3	2517.0	529.3	332.6	332.6	332.6																																																																																											
Vertimiento SGU	0.0	0.0	0.0	0.0	0.0	0.0	0.0																																																																																											

PRONÓSTICO DE PRECIPITACIONES



Fuente: INMET

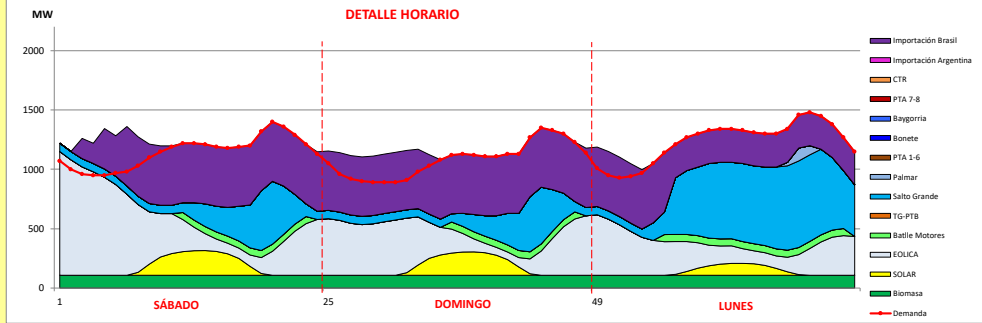
Valores Promedio Semanales (previstos)			
Represa	Turbinado m3/s	Aportes m3/s	Vertido m3/s
Terra	0.0	0.0	0.0
Baygorria	0.0	0.0	0.0
Palmar	5.1	0.0	0.0
Salto Grande	786.0	1293.0	0.0



INFORME de PROGRAMACION SEMANAL (continuación).

ABASTECIMIENTO PROGRAMADO DE LA DEMANDA DEL S.I.N.

SEMANA 14 - 2023



Generación Térmica (MWh)	Por Central	1-Abr	2-Abr	3-Abr
Central Batlle	2,460			
• Motores		720	720	1,020
Central La Tablada	0	0	0	0
Central P. del Tigre PTA 1-6	0	0	0	0
Central P. del Tigre PTA 7-8	0	0	0	0
Central P. del Tigre TG-PTB	0	0	0	0
Generación Hidráulica (MWh)	Por Central			
C.G. Bonete	0	0	0	0
C. Baygorria	0	0	0	0
C. Palmar	216	0	0	216
C. Salto Grande	19,190	4,173	3,730	11,287
Importación (MWh)	Por País			
Argentina	0			
• Contingente		0	0	0
Brasil	30,273			
• Rivera		0	0	0
• Melo		10,020	11,993	8,260
Otros Generadores (MWh)				
Eólica	24,125	10,673	7,336	6,116
Solar	4,007	1,684	1,576	747
Biomasa	7,776	2,592	2,592	2,592
TOTAL S.I.N. (MWh)	88,047	27,470	25,970	29,550
Exportación (MWh)				
• Exportación a Arg.	5,057	2,392	1,977	688
• Exportación a Brasil	0	0	0	0

- ORDEN DE DESPACHO:**
- Generación autodespachada no modulable
 - Generación autodespachada modulable
 - Importación Brasil
 - Importación Argentina (de haber)
 - Motores
 - PTA 16/BON/PAL/SGU
 - PTB CA
 - PTA78
 - CTR

DISPONIBILIDAD DE MAQUINAS

