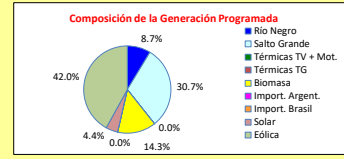
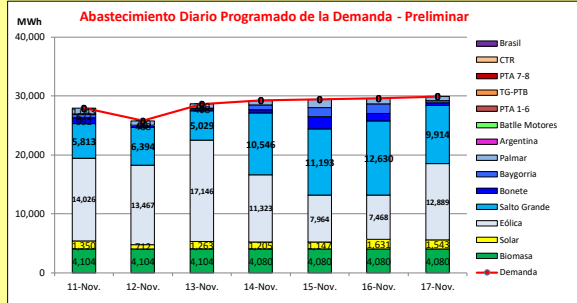




INFORME de PROGRAMACION SEMANAL

ABASTECIMIENTO PROGRAMADO DE LA DEMANDA DEL S.I.N.

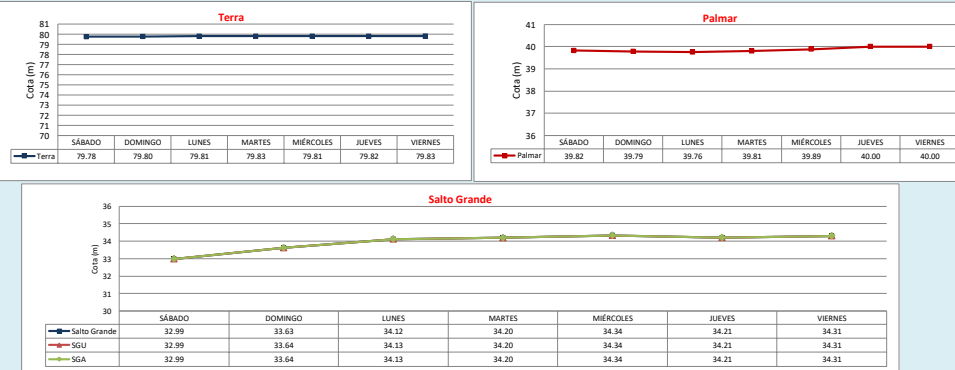
SEMANA 46 - 2023



Demanda S.I.N. Programada (total semanal): **200.710** MWh

Generación Térmica (MWh)	Por Central	11-Nov	12-Nov	13-Nov	14-Nov	15-Nov	16-Nov	17-Nov
Central Batlle	0	0	0	0	0	0	0	0
• Motores		0	0	0	0	0	0	0
Central La Tablada	0	0	0	0	0	0	0	0
Central P. del Tigre PTA 1-6	0	0	0	0	0	0	0	0
Central P. del Tigre PTA 7-8	0	0	0	0	0	0	0	0
Central P. del Tigre TG-PTB	0	0	0	0	0	0	0	0
Generación Hidráulica (MWh)	Por Central							
C.G. Bonete	6.099	992	408	408	510	2.096	1.224	461
C. Baygorria	5.126	672	15	15	867	1.552	1.688	332
C. Palmar	6.200	1.043	720	720	720	1.401	876	720
C. Salto Grande	61.519	5.813	6.394	5.029	10.546	11.193	12.630	9.914
Importación (MWh)	Por País							
Argentina	0	0	0	0	0	0	0	0
• Contingente		0	0	0	0	0	0	0
Brasil	0	0	0	0	0	0	0	0
• Rivera		0	0	0	0	0	0	0
• Muelo		0	0	0	0	0	0	0
Otros Generadores (MWh)								
Eólica	84.283	14.026	13.467	17.146	11.323	7.964	7.468	12.889
Solar	8.851	1.350	712	1.263	1.205	1.147	1.631	1.543
Biomasa	28.632	4.104	4.104	4.104	4.080	4.080	4.080	4.080
<b>TOTAL S.I.N. (MWh)</b>	<b>200.710</b>	<b>28.000</b>	<b>25.820</b>	<b>28.670</b>	<b>29.251</b>	<b>29.433</b>	<b>29.597</b>	<b>29.939</b>
Exportación (MWh)		11-Nov	12-Nov	13-Nov	14-Nov	15-Nov	16-Nov	17-Nov
Argentina / Brasil	0	0	0	0	0	0	0	0

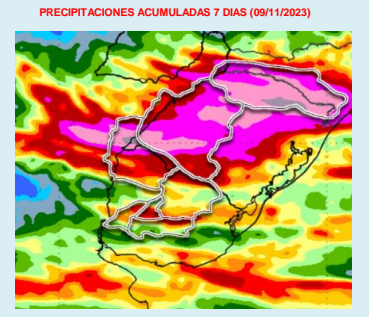
EVOLUCION PROGRAMADA DE LOS EMBALSES



APORTES, TURBINADOS y VERTIMIENTOS PROGRAMADOS

Palmar	Terra	S. G.																																																																																				
<table border="1"> <tr><th>SÁBADO</th><th>DOMINGO</th><th>LUNES</th><th>MARTES</th><th>MIÉRCOLES</th><th>JUEVES</th><th>VIERNES</th></tr> <tr><td>0.0</td><td>0.0</td><td>0.0</td><td>0.0</td><td>0.0</td><td>0.0</td><td>0.0</td></tr> <tr><td>165.4</td><td>134.2</td><td>114.2</td><td>114.2</td><td>222.1</td><td>138.9</td><td>114.2</td></tr> <tr><td>0.0</td><td>0.0</td><td>0.0</td><td>0.0</td><td>0.0</td><td>0.0</td><td>0.0</td></tr> </table>	SÁBADO	DOMINGO	LUNES	MARTES	MIÉRCOLES	JUEVES	VIERNES	0.0	0.0	0.0	0.0	0.0	0.0	0.0	165.4	134.2	114.2	114.2	222.1	138.9	114.2	0.0	0.0	0.0	0.0	0.0	0.0	0.0	<table border="1"> <tr><th>SÁBADO</th><th>DOMINGO</th><th>LUNES</th><th>MARTES</th><th>MIÉRCOLES</th><th>JUEVES</th><th>VIERNES</th></tr> <tr><td>317.2</td><td>295.7</td><td>272.7</td><td>261.3</td><td>257.6</td><td>253.7</td><td>247.0</td></tr> <tr><td>193.4</td><td>78.7</td><td>78.7</td><td>78.7</td><td>98.4</td><td>404.3</td><td>236.1</td></tr> <tr><td>0.0</td><td>0.0</td><td>0.0</td><td>0.0</td><td>0.0</td><td>0.0</td><td>0.0</td></tr> </table>	SÁBADO	DOMINGO	LUNES	MARTES	MIÉRCOLES	JUEVES	VIERNES	317.2	295.7	272.7	261.3	257.6	253.7	247.0	193.4	78.7	78.7	78.7	98.4	404.3	236.1	0.0	0.0	0.0	0.0	0.0	0.0	0.0	<table border="1"> <tr><th>SÁBADO</th><th>DOMINGO</th><th>LUNES</th><th>MARTES</th><th>MIÉRCOLES</th><th>JUEVES</th><th>VIERNES</th></tr> <tr><td>22116.0</td><td>21292.0</td><td>19937.0</td><td>18437.0</td><td>16796.0</td><td>15237.0</td><td>13950.0</td></tr> <tr><td>985.5</td><td>1353.0</td><td>1042.4</td><td>2326.9</td><td>2487.3</td><td>2851.0</td><td>2172.2</td></tr> <tr><td>6641.2</td><td>6457.5</td><td>6612.7</td><td>5970.5</td><td>4890.3</td><td>4708.5</td><td>4047.8</td></tr> </table>	SÁBADO	DOMINGO	LUNES	MARTES	MIÉRCOLES	JUEVES	VIERNES	22116.0	21292.0	19937.0	18437.0	16796.0	15237.0	13950.0	985.5	1353.0	1042.4	2326.9	2487.3	2851.0	2172.2	6641.2	6457.5	6612.7	5970.5	4890.3	4708.5	4047.8
SÁBADO	DOMINGO	LUNES	MARTES	MIÉRCOLES	JUEVES	VIERNES																																																																																
0.0	0.0	0.0	0.0	0.0	0.0	0.0																																																																																
165.4	134.2	114.2	114.2	222.1	138.9	114.2																																																																																
0.0	0.0	0.0	0.0	0.0	0.0	0.0																																																																																
SÁBADO	DOMINGO	LUNES	MARTES	MIÉRCOLES	JUEVES	VIERNES																																																																																
317.2	295.7	272.7	261.3	257.6	253.7	247.0																																																																																
193.4	78.7	78.7	78.7	98.4	404.3	236.1																																																																																
0.0	0.0	0.0	0.0	0.0	0.0	0.0																																																																																
SÁBADO	DOMINGO	LUNES	MARTES	MIÉRCOLES	JUEVES	VIERNES																																																																																
22116.0	21292.0	19937.0	18437.0	16796.0	15237.0	13950.0																																																																																
985.5	1353.0	1042.4	2326.9	2487.3	2851.0	2172.2																																																																																
6641.2	6457.5	6612.7	5970.5	4890.3	4708.5	4047.8																																																																																

PRONÓSTICO DE PRECIPITACIONES



Fuente: INMET

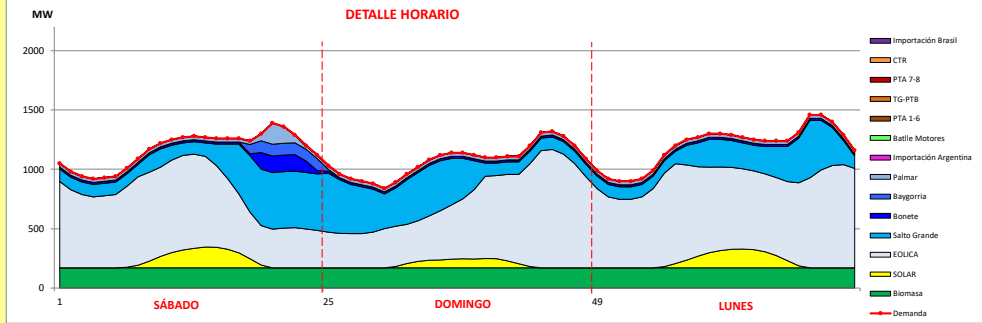
Valores Promedio Semanales (previstos)	Turbinado m3/s	Aportes m3/s	Vertido m3/s
Represa	34.24	34.21	34.31
Terra	168.1	272.2	0.0
Baygorria	242.2	0.0	0.0
Palmar	140.4	0.0	0.0
Salto Grande	1888.3	18252.1	5618.4



INFORME de PROGRAMACION SEMANAL (continuación).

ABASTECIMIENTO PROGRAMADO DE LA DEMANDA DEL S.I.N.

SEMANA 46 - 2023



Generación Térmica (MWh)	Por Central	11-Nov	12-Nov	13-Nov
Central Batlle	0			
- Motores		0	0	0
Central La Tablada	0	0	0	0
Central P. del Tigre PTA 1-6	0	0	0	0
Central P. del Tigre PTA 7-8	0	0	0	0
Central P. del Tigre TG-PTB	0	0	0	0
Generación Hidráulica (MWh)	Por Central			
C.G. Bonete	1,808	992	408	408
C. Baygorria	687	672	15	0
C. Palmar	2,483	1,043	720	720
C. Salto Grande	17,236	5,813	6,394	5,029
Importación (MWh)	Por País			
Argentina	0			
- Contingente		0	0	0
Brasil	0			
- Rivera		0	0	0
- Melo		0	0	0
Otros Generadores (MWh)				
Eólica	44,639	14,026	13,467	17,146
Solar	3,325	1,350	712	1,263
Biomasa	12,312	4,104	4,104	4,104
<b>TOTAL S.I.N. (MWh)</b>	<b>82,490</b>	<b>28,000</b>	<b>25,820</b>	<b>28,670</b>
Exportación (MWh)				
- Exportación a Arg.	0	0	0	0
- Exportación a Brasil	0	0	0	0

- ORDEN DE DESPACHO:**
- Generación autodespachada no modulable
  - Generación autodespachada modulable
  - Forzamientos río Negro
  - SGU
  - BON
  - Resto RN
  - Imp. Argentina
  - Motores
  - PTA 16
  - PTB CA (2 unidades)
  - PTA78
  - CTR

DISPONIBILIDAD DE MAQUINAS

