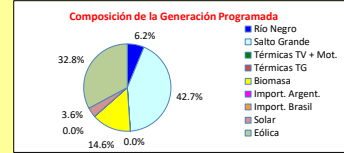
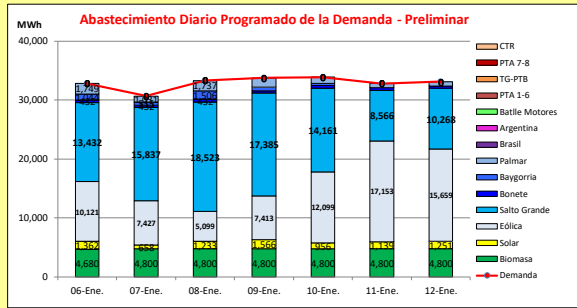




INFORME de PROGRAMACION SEMANAL

ABASTECIMIENTO PROGRAMADO DE LA DEMANDA DEL S.I.N.

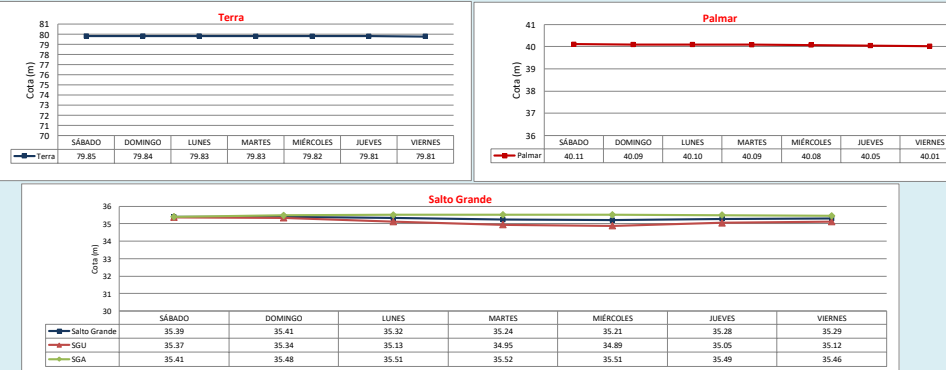
SEMANA 02 - 2024



Demanda S.I.N. Programada (total semanal): **230.430** MWh

Generación Térmica (MWh)	Por Central	6-Ene	7-Ene	8-Ene	9-Ene	10-Ene	11-Ene	12-Ene
Central Battle	0	0	0	0	0	0	0	0
• Motores		0	0	0	0	0	0	0
Central La Tablada	0	0	0	0	0	0	0	0
Central P. del Tigre PTA 1-6	0	0	0	0	0	0	0	0
Central P. del Tigre PTA 7-8	0	0	0	0	0	0	0	0
Central P. del Tigre TG-PTB	0	0	0	0	0	0	0	0
Generación Hidráulica (MWh)	Por Central							
C. G. Bonete	3,024	432	432	432	432	432	432	432
C. Baygorria	4,110	1,044	515	1,506	632	413	0	0
C. Palmar	8,508	1,749	1,031	1,737	1,532	1,019	720	720
C. Salto Grande	98,172	13,432	15,837	18,523	17,385	14,161	8,566	10,268
Importación (MWh)	Por País							
Argentina	0							
• Contingente		0	0	0	0	0	0	0
Brasil	0							
• Rivera		0	0	0	0	0	0	0
• Mielo		0	0	0	0	0	0	0
Otros Generadores (MWh)								
Eólica	74,971	10,121	7,427	5,099	7,413	12,099	17,153	15,659
Solar	8,165	1,362	658	1,233	1,566	956	1,139	1,251
Biomasa	33,480	4,680	4,800	4,800	4,800	4,800	4,800	4,800
TOTAL S.I.N. (MWh)	230,430	32,620	30,700	33,330	33,760	33,880	32,810	33,130
Exportación (MWh)								
Argentina / Brasil	0	6-Ene	7-Ene	8-Ene	9-Ene	10-Ene	11-Ene	12-Ene
		0	0	0	0	0	0	0

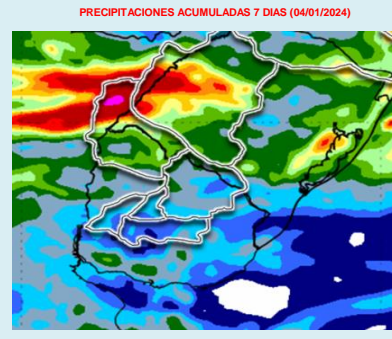
EVOLUCION PROGRAMADA DE LOS EMBALSES



APORTES, TURBINADOS y VERTIMIENTOS PROGRAMADOS

Palmar	Terra	S. G.																																																																																																
<table border="1"> <tr><th>m3/s</th><th>SÁBADO</th><th>DOMINGO</th><th>LUNES</th><th>MARTES</th><th>MIÉRCOLES</th><th>JUEVES</th><th>VIERNES</th></tr> <tr><td>Aportes</td><td>0.0</td><td>0.0</td><td>0.0</td><td>0.0</td><td>0.0</td><td>0.0</td><td>0.0</td></tr> <tr><td>Turbinado</td><td>221.3</td><td>162.3</td><td>293.3</td><td>239.6</td><td>159.4</td><td>112.6</td><td>112.6</td></tr> <tr><td>Vertimiento</td><td>0.0</td><td>0.0</td><td>0.0</td><td>0.0</td><td>0.0</td><td>0.0</td><td>0.0</td></tr> </table>	m3/s	SÁBADO	DOMINGO	LUNES	MARTES	MIÉRCOLES	JUEVES	VIERNES	Aportes	0.0	0.0	0.0	0.0	0.0	0.0	0.0	Turbinado	221.3	162.3	293.3	239.6	159.4	112.6	112.6	Vertimiento	0.0	0.0	0.0	0.0	0.0	0.0	0.0	<table border="1"> <tr><th>m3/s</th><th>SÁBADO</th><th>DOMINGO</th><th>LUNES</th><th>MARTES</th><th>MIÉRCOLES</th><th>JUEVES</th><th>VIERNES</th></tr> <tr><td>Aportes</td><td>0.0</td><td>0.0</td><td>0.0</td><td>0.0</td><td>0.0</td><td>0.0</td><td>0.0</td></tr> <tr><td>Turbinado</td><td>83.3</td><td>83.3</td><td>83.3</td><td>83.3</td><td>83.3</td><td>83.3</td><td>83.3</td></tr> <tr><td>Vertimiento</td><td>0.0</td><td>0.0</td><td>0.0</td><td>0.0</td><td>0.0</td><td>0.0</td><td>0.0</td></tr> </table>	m3/s	SÁBADO	DOMINGO	LUNES	MARTES	MIÉRCOLES	JUEVES	VIERNES	Aportes	0.0	0.0	0.0	0.0	0.0	0.0	0.0	Turbinado	83.3	83.3	83.3	83.3	83.3	83.3	83.3	Vertimiento	0.0	0.0	0.0	0.0	0.0	0.0	0.0	<table border="1"> <tr><th>m3/s</th><th>SÁBADO</th><th>DOMINGO</th><th>LUNES</th><th>MARTES</th><th>MIÉRCOLES</th><th>JUEVES</th><th>VIERNES</th></tr> <tr><td>Aportes SG</td><td>5416.0</td><td>5088.0</td><td>4787.0</td><td>4558.0</td><td>4358.0</td><td>4158.0</td><td>3958.0</td></tr> <tr><td>Turbinado SGU</td><td>2493.7</td><td>3658.1</td><td>4482.4</td><td>4129.0</td><td>3249.7</td><td>1848.7</td><td>2258.6</td></tr> <tr><td>Vertimiento SGU</td><td>0.0</td><td>0.0</td><td>0.0</td><td>0.0</td><td>0.0</td><td>0.0</td><td>0.0</td></tr> </table>	m3/s	SÁBADO	DOMINGO	LUNES	MARTES	MIÉRCOLES	JUEVES	VIERNES	Aportes SG	5416.0	5088.0	4787.0	4558.0	4358.0	4158.0	3958.0	Turbinado SGU	2493.7	3658.1	4482.4	4129.0	3249.7	1848.7	2258.6	Vertimiento SGU	0.0	0.0	0.0	0.0	0.0	0.0	0.0
m3/s	SÁBADO	DOMINGO	LUNES	MARTES	MIÉRCOLES	JUEVES	VIERNES																																																																																											
Aportes	0.0	0.0	0.0	0.0	0.0	0.0	0.0																																																																																											
Turbinado	221.3	162.3	293.3	239.6	159.4	112.6	112.6																																																																																											
Vertimiento	0.0	0.0	0.0	0.0	0.0	0.0	0.0																																																																																											
m3/s	SÁBADO	DOMINGO	LUNES	MARTES	MIÉRCOLES	JUEVES	VIERNES																																																																																											
Aportes	0.0	0.0	0.0	0.0	0.0	0.0	0.0																																																																																											
Turbinado	83.3	83.3	83.3	83.3	83.3	83.3	83.3																																																																																											
Vertimiento	0.0	0.0	0.0	0.0	0.0	0.0	0.0																																																																																											
m3/s	SÁBADO	DOMINGO	LUNES	MARTES	MIÉRCOLES	JUEVES	VIERNES																																																																																											
Aportes SG	5416.0	5088.0	4787.0	4558.0	4358.0	4158.0	3958.0																																																																																											
Turbinado SGU	2493.7	3658.1	4482.4	4129.0	3249.7	1848.7	2258.6																																																																																											
Vertimiento SGU	0.0	0.0	0.0	0.0	0.0	0.0	0.0																																																																																											

PRONÓSTICO DE PRECIPITACIONES



Fuente: INMET

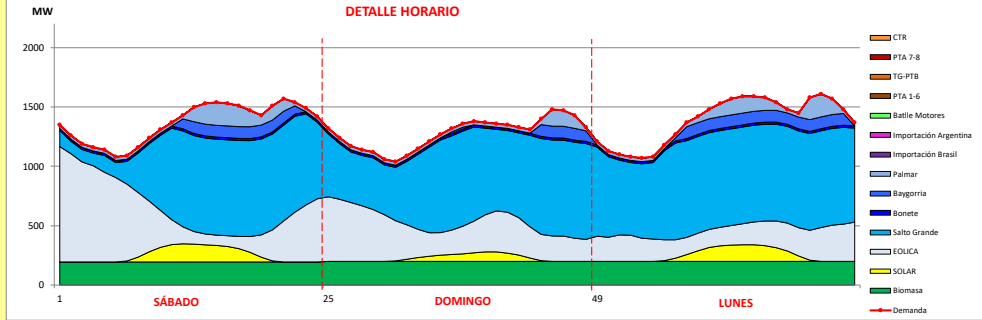
Valores Promedio Semanales (previstos)			
Represa	Turbinado m3/s	Aportes m3/s	Vertido m3/s
Terra	83.3	0.0	0.0
Baygorria	133.3	0.0	0.0
Palmar	185.9	0.0	0.0
Salto Grande	3180.0	4617.6	0.0



INFORME de PROGRAMACION SEMANAL (continuación).

ABASTECIMIENTO PROGRAMADO DE LA DEMANDA DEL S.I.N.

SEMANA 02 - 2024



Generación Térmica (MWh)		Por Central	6-Ene	7-Ene	8-Ene
Central Batlle		0			
• Motores			0	0	0
Central La Tablada		0	0	0	0
Central P. del Tigre PTA 1-6		0	0	0	0
Central P. del Tigre PTA 7-8		0	0	0	0
Central P. del Tigre TG-PTB		0	0	0	0
Generación Hidráulica (MWh)		Por Central	6-Ene	7-Ene	8-Ene
C.G. Bonete		1,296	432	432	432
C. Baygorria		3,065	1,044	515	1,506
C. Palmar		4,517	1,749	1,031	1,737
C. Salto Grande		47,792	13,432	15,837	18,523
Importación (MWh)		Por País	6-Ene	7-Ene	8-Ene
Argentina		0			
• Contingente			0	0	0
Brasil		0			
• Rivera			0	0	0
• Melo			0	0	0
Otros Generadores (MWh)			6-Ene	7-Ene	8-Ene
Eólica		22,647	10,121	7,427	5,099
Solar		3,253	1,362	658	1,233
Biomasa		14,280	4,680	4,800	4,800
TOTAL S.I.N. (MWh)		96,850	32,820	30,700	33,330
Exportación (MWh)			6-Ene	7-Ene	8-Ene
• Exportación a Arg.		0	0	0	0
• Exportación a Brasil		0	0	0	0

- ORDEN DE DESPACHO:**
- Generación autodespachada no modulable
 - Generación autodespachada modulable
 - Forzamientos río Negro
 - SGU
 - Resto RN
 - Imp Brasil EVT
 - Imp. Argentina Bloque 1
 - Motores
 - Imp. Argentina Bloque 2
 - PTA 16
 - PTB CA (2 unidades)
 - PTA78
 - CTR

DISPONIBILIDAD DE MAQUINAS

