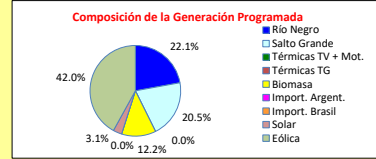
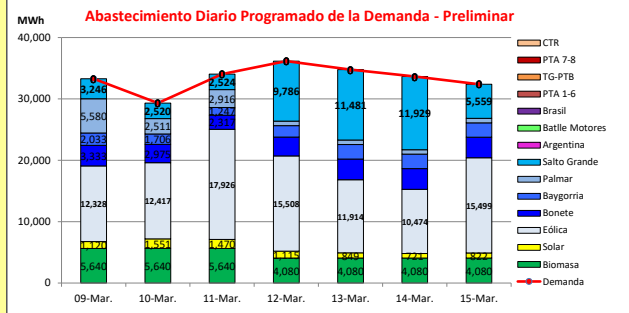




INFORME de PROGRAMACION SEMANAL

ABASTECIMIENTO PROGRAMADO DE LA DEMANDA DEL S.I.N.

SEMANA 11 - 2024



Demanda S.I.N. Programada (total semanal): **233.630** MWh

Montevideo (Accuweather)

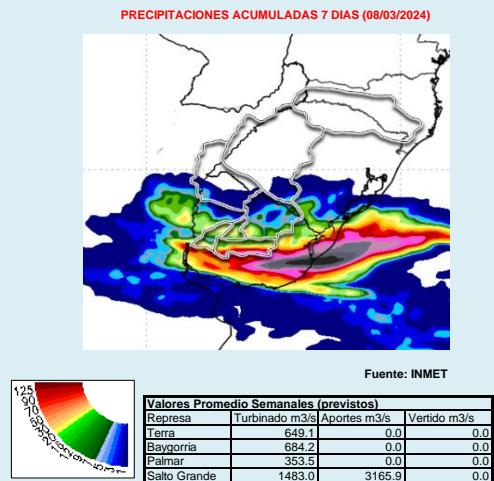
| Generación Térmica (MWh) | Por Central | 9-Mar | 10-Mar | 11-Mar | 12-Mar | 13-Mar | 14-Mar | 15-Mar |
|------------------------------|----------------|---------------|---------------|---------------|---------------|---------------|---------------|---------------|
| Central Batlle + Motores | 0 | 0 | 0 | 0 | 0 | 0 | 0 | 0 |
| Central La Tablada | 0 | 0 | 0 | 0 | 0 | 0 | 0 | 0 |
| Central P. del Tigre PTA 1-6 | 0 | 0 | 0 | 0 | 0 | 0 | 0 | 0 |
| Central P. del Tigre PTA 7-8 | 0 | 0 | 0 | 0 | 0 | 0 | 0 | 0 |
| Central P. del Tigre TG-PTB | 0 | 0 | 0 | 0 | 0 | 0 | 0 | 0 |
| Generación Hidráulica (MWh) | Por Central | | | | | | | |
| C. G. Bonete | 21,794 | 3,333 | 2,975 | 2,317 | 3,089 | 3,360 | 3,360 | 3,360 |
| C. Baygorria | 13,950 | 2,033 | 1,706 | 1,247 | 1,862 | 2,376 | 2,376 | 2,350 |
| C. Palmar | 13,887 | 5,580 | 2,511 | 2,916 | 720 | 720 | 720 | 720 |
| C. Salto Grande | 47,045 | 3,246 | 2,520 | 2,524 | 9,786 | 11,481 | 11,929 | 5,559 |
| Importación (MWh) | Por País | | | | | | | |
| Argentina + Contingente | 0 | 0 | 0 | 0 | 0 | 0 | 0 | 0 |
| Brasil + Rivera + Melo | 0 | 0 | 0 | 0 | 0 | 0 | 0 | 0 |
| Otros Generadores (MWh) | | | | | | | | |
| Eólica | 96,066 | 12,328 | 12,417 | 17,926 | 15,508 | 11,914 | 10,474 | 15,499 |
| Solar | 7,648 | 1,120 | 1,551 | 1,470 | 1,115 | 849 | 721 | 822 |
| Biomasa | 33,240 | 5,640 | 5,640 | 5,640 | 4,080 | 4,080 | 4,080 | 4,080 |
| TOTAL S.I.N. (MWh) | 233,630 | 33,280 | 29,320 | 34,040 | 36,160 | 34,760 | 33,660 | 32,390 |
| Exportación (MWh) | | 9-Mar | 10-Mar | 11-Mar | 12-Mar | 13-Mar | 14-Mar | 15-Mar |
| Argentina / Brasil | 0 | 0 | 0 | 0 | 0 | 0 | 0 | 0 |

EVOLUCION PROGRAMADA DE LOS EMBALSES



APORTES, TURBINADOS y VERTIMIENTOS PROGRAMADOS

PRONÓSTICO DE PRECIPITACIONES

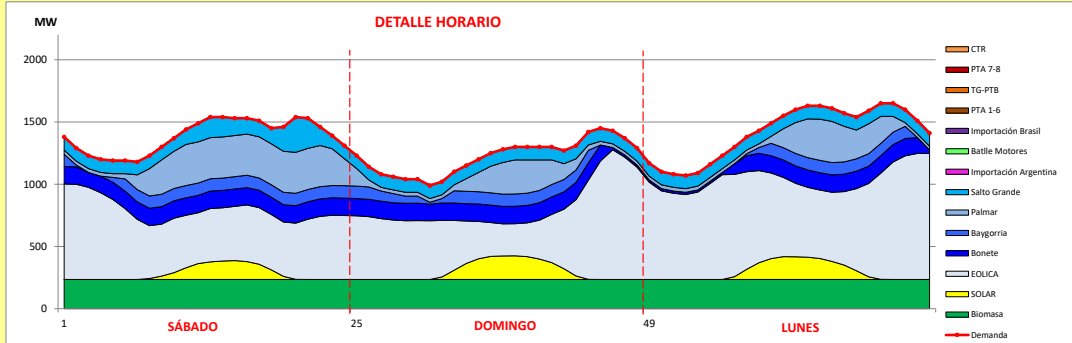




INFORME de PROGRAMACION SEMANAL (continuación).

ABASTECIMIENTO PROGRAMADO DE LA DEMANDA DEL S.I.N.

SEMANA 11 - 2024



| Generación Térmica (MWh) | | Por Central | 9-Mar | 10-Mar | 11-Mar |
|------------------------------|--|---------------|---------------|---------------|---------------|
| Central Battle | | 0 | | | |
| - Motores | | | 0 | 0 | 0 |
| Central La Tablada | | 0 | 0 | 0 | 0 |
| Central P. del Tigre PTA 1-6 | | 0 | 0 | 0 | 0 |
| Central P. del Tigre PTA 7-8 | | 0 | 0 | 0 | 0 |
| Central P. del Tigre TG-PTB | | 0 | 0 | 0 | 0 |
| Generación Hidráulica (MWh) | | Por Central | | | |
| C.G. Bonete | | 8,625 | 3,333 | 2,975 | 2,317 |
| C. Baygorria | | 4,986 | 2,033 | 1,706 | 1,247 |
| C. Palmar | | 11,007 | 5,580 | 2,511 | 2,916 |
| C. Salto Grande | | 8,290 | 3,246 | 2,520 | 2,524 |
| Importación (MWh) | | Por Pais | | | |
| Argentina | | 0 | | | |
| - Contingente | | | 0 | 0 | 0 |
| Brasil | | 0 | | | |
| - Rivera | | | 0 | 0 | 0 |
| - Melo | | | 0 | 0 | 0 |
| Otros Generadores (MWh) | | | | | |
| Eólica | | 42,671 | 12,328 | 12,417 | 17,926 |
| Solar | | 4,141 | 1,120 | 1,551 | 1,470 |
| Biomasa | | 16,920 | 5,640 | 5,640 | 5,640 |
| TOTAL S.I.N. (MWh) | | 96,640 | 33,280 | 29,320 | 34,040 |
| Exportación (MWh) | | | | | |
| - Exportación a Arg. | | 0 | 0 | 0 | 0 |
| - Exportación a Brasil | | 0 | 0 | 0 | 0 |

ORDEN DE DESPACHO:

- Generación autodespachada no modulable
- Generación autodespachada modulable
- Forzamientos río Negro
- Bon/Bay
- Pal/SGU
- Imp. Argentina Bloque 1
- Motores
- Imp. Brasil Candiota
- PTA 16
- PTB CA (2 unidades)
- PTA78
- CTR

DISPONIBILIDAD DE MAQUINAS

