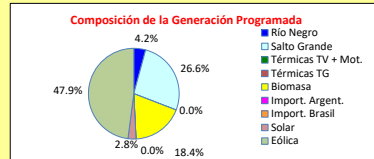
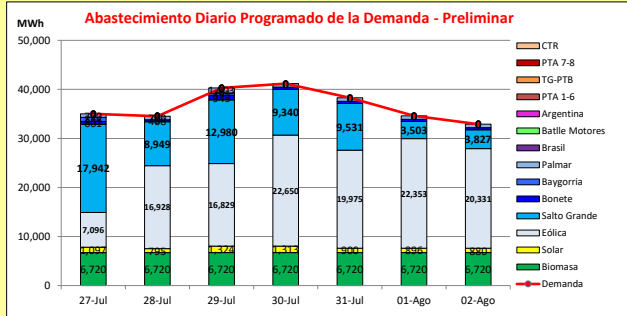




# INFORME de PROGRAMACION SEMANAL

ABASTECIMIENTO PROGRAMADO DE LA DEMANDA DEL S.I.N.

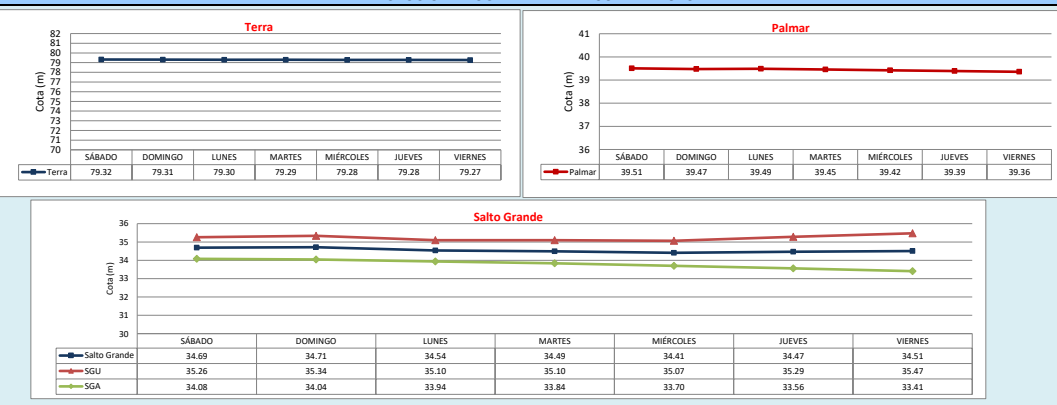
SEMANA 31 - 2024



Demanda S.I.N. Programada (total semanal): **256,827 MWh**

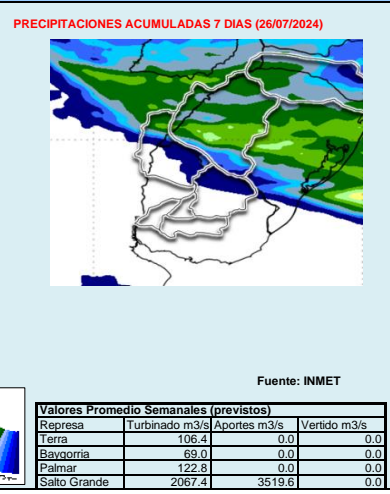
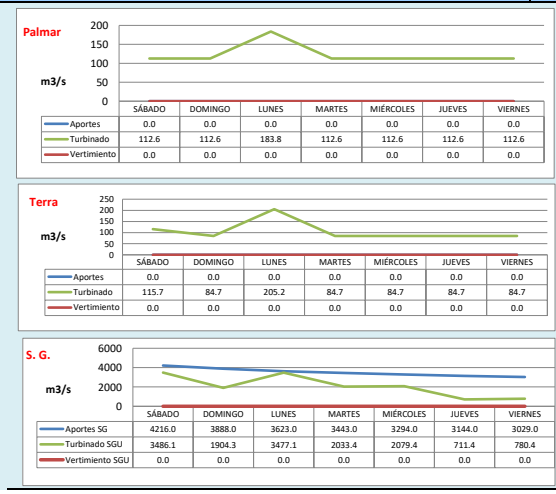
| Generación Térmica (MWh)     | Por Central    | 27-Jul        | 28-Jul        | 29-Jul        | 30-Jul        | 31-Jul        | 1-Ago         | 2-Ago         |
|------------------------------|----------------|---------------|---------------|---------------|---------------|---------------|---------------|---------------|
| Central Battle               | 0              | 0             | 0             | 0             | 0             | 0             | 0             | 0             |
| • Motores                    |                | 0             | 0             | 0             | 0             | 0             | 0             | 0             |
| Central La Tablada           | 0              | 0             | 0             | 0             | 0             | 0             | 0             | 0             |
| Central P. del Tigre PTA 1-6 | 0              | 0             | 0             | 0             | 0             | 0             | 0             | 0             |
| Central P. del Tigre PTA 7-8 | 0              | 0             | 0             | 0             | 0             | 0             | 0             | 0             |
| Central P. del Tigre TG-PTB  | 0              | 0             | 0             | 0             | 0             | 0             | 0             | 0             |
| Generación Hidráulica (MWh)  | Por Central    |               |               |               |               |               |               |               |
| C.G. Bonete                  | 3,686          | 601           | 408           | 949           | 432           | 432           | 432           | 432           |
| C. Baygorria                 | 1,339          | 844           | 0             | 495           | 0             | 0             | 0             | 0             |
| C. Palmar                    | 5,323          | 720           | 720           | 1,003         | 720           | 720           | 720           | 720           |
| C. Salto Grande              | 66,072         | 17,942        | 8,949         | 12,980        | 9,340         | 9,531         | 3,503         | 3,827         |
| Importación (MWh)            | Por País       |               |               |               |               |               |               |               |
| Argentina                    | 0              |               |               |               |               |               |               |               |
| • Contingente                | 0              | 0             | 0             | 0             | 0             | 0             | 0             | 0             |
| Brasil                       | 0              |               |               |               |               |               |               |               |
| • Rivera                     | 0              | 0             | 0             | 0             | 0             | 0             | 0             | 0             |
| • Melo                       | 0              | 0             | 0             | 0             | 0             | 0             | 0             | 0             |
| Otros Generadores (MWh)      |                |               |               |               |               |               |               |               |
| Eólica                       | 126,162        | 7,096         | 16,928        | 16,829        | 22,650        | 19,975        | 22,353        | 20,331        |
| Solar                        | 7,205          | 1,097         | 795           | 1,324         | 1,313         | 900           | 896           | 880           |
| Biomasa                      | 47,040         | 6,720         | 6,720         | 6,720         | 6,720         | 6,720         | 6,720         | 6,720         |
| <b>TOTAL S.I.N. (MWh)</b>    | <b>256,827</b> | <b>35,020</b> | <b>34,520</b> | <b>40,300</b> | <b>41,175</b> | <b>38,278</b> | <b>34,624</b> | <b>32,910</b> |
| Exportación (MWh)            |                | 27-Jul        | 28-Jul        | 29-Jul        | 30-Jul        | 31-Jul        | 1-Ago         | 2-Ago         |
| Argentina / Brasil           | 0              | 0             | 0             | 0             | 0             | 0             | 0             | 0             |

## EVOLUCION PROGRAMADA DE LOS EMBALSES



## APORTES, TURBINADOS y VERTIEMENTOS PROGRAMADOS

## PRONOSTICO DE PRECIPITACIONES

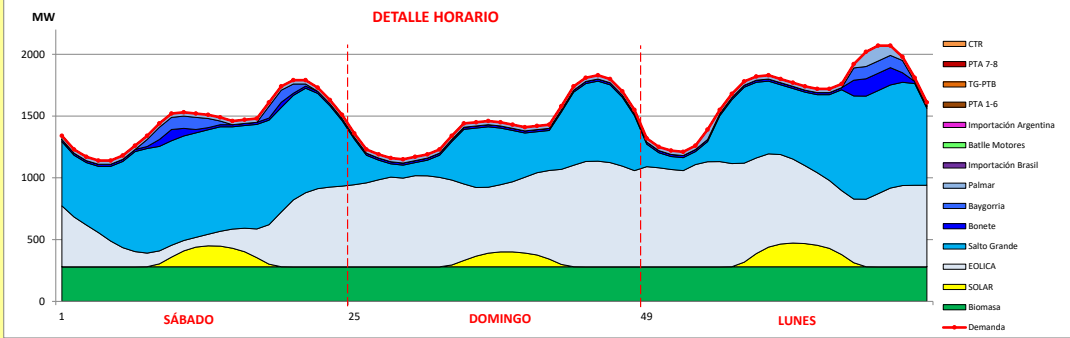




INFORME de PROGRAMACION SEMANAL (continuación).

ABASTECIMIENTO PROGRAMADO DE LA DEMANDA DEL S.I.N.

SEMANA 31 - 2024



| Generación Térmica (MWh)     | Por Central    | 27-Jul        | 28-Jul        | 29-Jul        |
|------------------------------|----------------|---------------|---------------|---------------|
| Central Battle               | 0              | 0             | 0             | 0             |
| • Motores                    |                | 0             | 0             | 0             |
| Central La Tablada           | 0              | 0             | 0             | 0             |
| Central P. del Tigre PTA 1-6 | 0              | 0             | 0             | 0             |
| Central P. del Tigre PTA 7-8 | 0              | 0             | 0             | 0             |
| Central P. del Tigre TG-PTB  | 0              | 0             | 0             | 0             |
| Generación Hidráulica (MWh)  | Por Central    |               |               |               |
| C.G. Bonete                  | 1,958          | 601           | 408           | 949           |
| C. Baygorria                 | 1,339          | 844           | 0             | 495           |
| C. Palmar                    | 2,443          | 720           | 720           | 1,003         |
| C. Salto Grande              | 39,871         | 17,942        | 8,949         | 12,980        |
| Importación (MWh)            | Por País       |               |               |               |
| Argentina                    | 0              |               |               |               |
| • Contingente                |                | 0             | 0             | 0             |
| Brasil                       | 0              |               |               |               |
| • Rivera                     |                | 0             | 0             | 0             |
| • Melo                       |                | 0             | 0             | 0             |
| Otros Generadores (MWh)      |                |               |               |               |
| Eólica                       | 40,853         | 7,096         | 16,928        | 16,829        |
| Solar                        | 3,216          | 1,097         | 795           | 1,324         |
| Biomasa                      | 20,160         | 6,720         | 6,720         | 6,720         |
| <b>TOTAL S.I.N. (MWh)</b>    | <b>109,840</b> | <b>35,020</b> | <b>34,520</b> | <b>40,300</b> |
| Exportación (MWh)            |                |               |               |               |
| • Exportación a Arg.         | 0              | 0             | 0             | 0             |
| • Exportación a Brasil       | 0              | 0             | 0             | 0             |

- ORDEN DE DESPACHO:**
- Generación autodespachada no modulable
  - Generación autodespachada modulable
  - Forzamientos río Negro
  - SGU
  - Bon/Bay
  - Pal
  - EVT Brasil
  - Motores
  - BI 1 Imp. Argentina (1 a 17 h)
  - PTA 16
  - BI 2 Imp. Argentina (18 a 24 h)
  - PTB CA (2 unidades)
  - PTA78
  - CTR

DISPONIBILIDAD DE MAQUINAS

